

Trunking **93** white  
in **U23X**

# Trunking **93** white in **U23X**

## To mount switches and sockets

- Internal lid.
- Possibility to attach or flush-mount in walls and furniture.
- Possibility of double and triple covers, resulting in independent compartments (power, data, etc.)
- Possible sub-divisions with a removable divider.

## Raw material



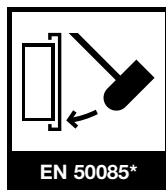
### Safety

#### Electrical



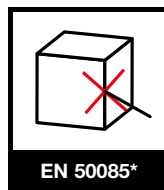
- Insulating material
- No earthing required

#### Mechanical



- **IK08** type 3 (distribution and mounting of switches and sockets)
- 7 trunking sizes certified **IK10** Type 1 (trunkings)
- 4 trunking sizes certified **IK09** Type 1 (trunkings)

#### Protection degree



- **IP4X**, mounted on the wall

#### In front of fire




- Glow-wire test **960 °C**
- Non-flame propagator
- Reaction to fire, Class **M1** acc./ UNE 23727 NFP 92507

### Quality marks



### Approvals



### Conformity declaration



Trunking **93** ►

Length: 2 m

White RAL 9010

See updated information of each part number on [www.unex.net](http://www.unex.net)

\* BS EN 50085-2-1 is the UK implementation of EN 50085-2-1

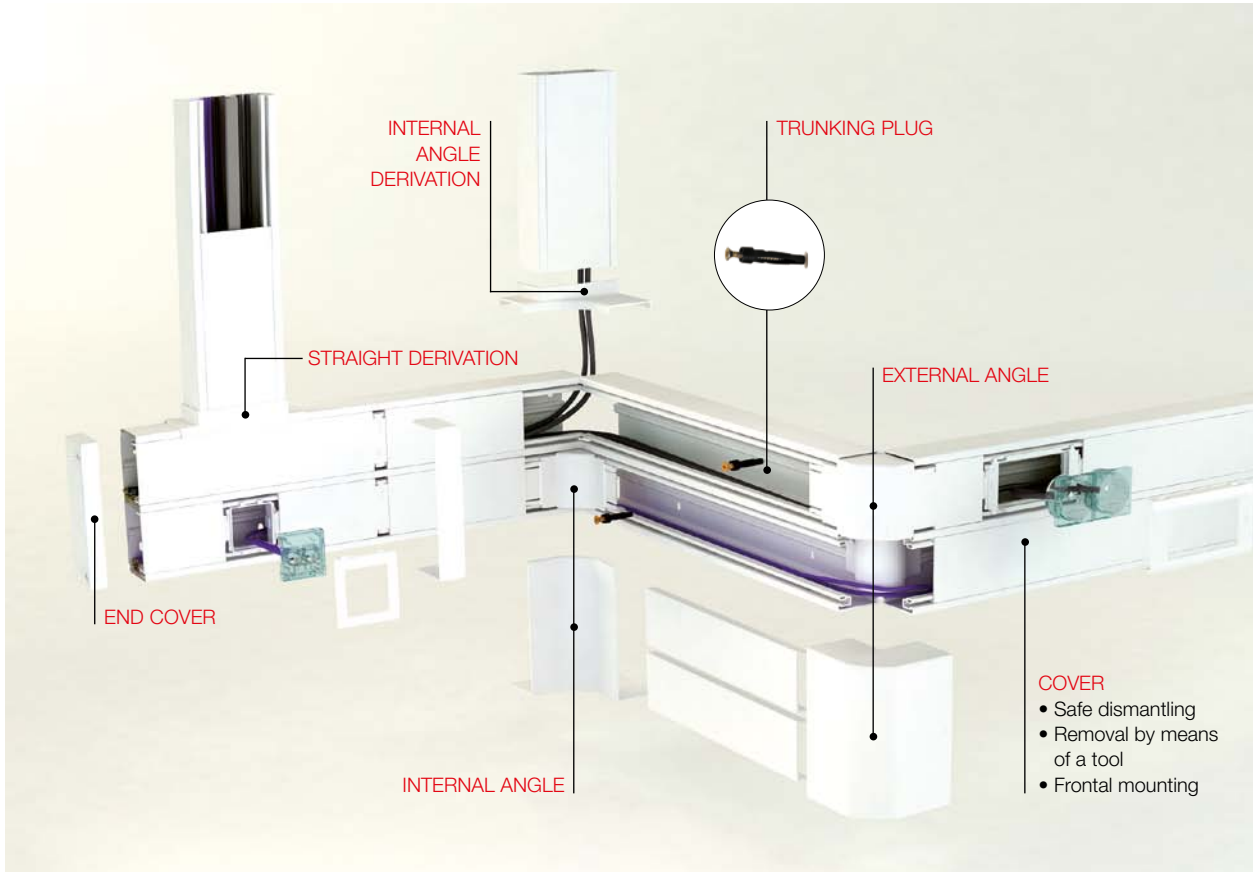






# Safe and easy installation

## Trunking and fittings



### FLOOR STRIP

Pressure mounted without screws or glue.



### PROTECTIVE FILM

For all trunking part numbers.



### FITTINGS

Internal angle



External angle



**All items are pressure mounted.**


### Fittings in 2 pieces:

- **The internal piece** allows easy measuring of the cover and holds the cables.
- **The external piece** covers the cut marks of base and cover and assures protection degree IP4X.

# Mounting options

## On the wall or flush-mounted

Unex trunkings are designed for their mounting on the wall or flush-mounted on brick walls or plasterboard, partitions, wooden linings, etc.



Bickwork mounting assures the wall's thermal and acoustic insulation

## The trunking acts as a surface connection box



Cost reduction  
 Length adjusted to the requirements.  
 Free choice and composition of switches and sockets  
 (universal and modular)  
 Supply options: From Trunking 93, from Mini trunking 78,  
 directly from the wall, etc.

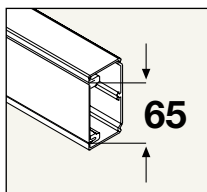
## Aesthetically integrated

Unex trunkings can be painted to fit (blend neatly) into just any kind of atmosphere.



# Flexibility to combine a variety of switches and sockets

Two cover widths, suitable for every type of outlet



Cover width: 65 mm



**PLATES FOR DATA CONNECTORS**

- Flat faceplate RJ45.
- Angled faceplate RJ45.



**MODULAR**

- ABB-Zenit\*
- Simon\* 27
- Mosaic\*
- Simon Connect\* K 45 (compatible with Mosaic\*)
- Eunea Unica\*
- BJC\*, Sol



**MODULAR DOUBLE**

- Mosaic\*
- Simon Connect\* K 45 (compatible with Mosaic\*)
- Eunea Unica\*



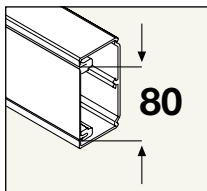
**MODULAR TRIPLE**

- Mosaic\*



**DIN (BIPOLAR)**

- MCB's (Miniature circuit breakers)
- RCD's (Residual current devices)



Cover width: 80 mm



**PLATES FOR DATA CONNECTORS**

- Flat faceplate RJ45.
- Angled faceplate RJ45.



**UNIVERSAL (CEE-7) (1)**



**MODULAR**

- ABB-Zenit\*
- Simon\* 27
- Mosaic\*
- Simon Connect\* K 45 (compatible with Mosaic\*)
- Eunea Unica\*
- BJC\*, Sol



**MODULAR DOUBLE**

- 500CIMA.
- Mosaic\*
- Simon Connect\* K 45 (compatible with Mosaic\*)
- Eunea Unica\*



**MODULAR TRIPLE**

- Mosaic\*



**MODULAR 25 (american) (1)**

- Bticino\*
- Unica-Allegro\* (3 modules).
- Gewiss\*



**DIN (BIPOLAR)**

- MCB's (Miniature circuit breakers)
- RCD's (Residual current devices)

**Reduced stock of fittings:** Same adapters for several product families: Trunking 93, Modular box 85, Service pole 50, Service post 50 and Furniture supply 51.



(1) Switches and sockets should have frames with straight corners.



## Safe and easy installation

Double-piece adapters:

- Internal piece: for a solid fixing to the base and easy measuring of the cover.
- External and embellishing pieces: hide the cover cut marks.
- The outlets are strongly fixed to the trunking in compliance with EN 50085-1.
- Protection against solid foreign objects IP4X.



### 1 cover trunking

- The removable divider is easy to mount and has a solid fixing to the base in order to separate power and data.
- In case of circuit separation a socket box is required.



### 2 cover trunking

- Independent compartments with fixed divider.
- If power and data are separated there is no need for a socket box.



### 3 cover trunking

- Independent compartments with fixed divider.
- Central compartment for switches and sockets.
- Divider protective piece: Allows you to keep the right bending radius in the passage across dividers.

# Safety


## Electrical safety

**Protection degree IP4X against solid foreign objects:** the system of adapters for 93 trunkings assures protection degree IP4X or IPXXD against solid foreign objects, acc/ EN 50085-2-1.



### Resistance to wrenching:

The adapters for power outlets resist 81N, in compliance with EN 50085-1 and European regulations of power outlets.



### Mechanical safety:

To meet the most demanding impact requirements, NF has certified 7 sizes of Trunking 93 as IK10 Type 1 and 4 sizes as IK09 Type 1

Referência*	Tipo I	Dimensão
93020-2	IK10	50x80
93021-2	IK10	50x100
93022-2	IK10	50x130
93031-2	IK10	70x100
93032-2	IK10	70x130
93074-2	IK09	50x150
93076-2	IK09	50x170
93086-2	IK10	70x170
93087-2	IK09	70x210
93125-2	IK09	70x170
93138-2	IK10	70x230

\* product marking in process, see [www.unex.net](http://www.unex.net)



## Safer installations

---



**Trunking 70mm, bigger bending radius:**

Easier wiring, easier mounting.



**Protection of IT cables:**

Data cabling can keep the right bending radius according to EN 50174-2.



**Circuit separation:**















Unex 2 lid cover trunkings allow to separate cabling and outlets, making unnecessary the use of a socket box for this purpose.

# Trunking 93 white in U23X

Trunking 93		Trunking sizes (mm)	50x80	50x100	50x130	50x150
White RAL 9010 						
<b>Cover sizes (mm)</b>			<b>65</b>	<b>80</b>	<b>80</b>	<b>65</b>   <b>65</b>
<b>Maximum number of compartments</b>			<b>2</b>	<b>2</b>	<b>2</b>	<b>4</b>
<b>1</b>		<b>Trunking 2 m</b>	<b>93020-2</b>	<b>93021-2</b>	<b>93022-2</b>	<b>93074-2</b>
<b>Accessories in U23X</b>						
<b>2</b>		<b>Divider 2 m</b>	<b>93820</b>			
<b>Fittings in U24X</b>						
<b>3</b>		<b>Flat angle</b>	<b>93220-2</b>	<b>93221-2</b>	<b>93222-2</b>	<b>93224-2</b>
<b>4</b>		<b>External angle</b>	<b>93270-2</b>	<b>93271-2</b>	<b>93272-2</b>	<b>93274-2</b>
<b>5</b>		<b>Outer variable angle</b>	<b>73309-2</b>			
<b>6</b>		<b>Internal angle</b>	<b>93320-2</b>	<b>93321-2</b>	<b>93322-2</b>	<b>93324-2</b>
<b>7</b>		<b>Inner variable angle</b>	<b>73359-2</b>			
<b>8</b>		<b>End cover</b>	<b>93370-2</b>	<b>93371-2</b>	<b>93372-2</b>	<b>93374-2</b>
<b>9</b>		<b>Coupler</b>	<b>93520-2</b>	<b>93521-2</b>	<b>93522-2</b>	<b>93524-2</b>
<b>10</b>		<b>Straight derivation</b> Branching to a 100 mm wide trunking	<b>93421-2</b>			
<b>11</b>		<b>Internal angle derivation</b> Branching to a 100 mm wide trunking	<b>93471-2</b>			

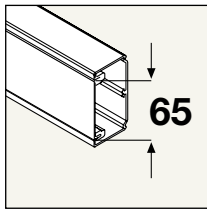
50x170		50x170			70x100	70x130	70x170		70x210		70x230					
65	80	37	65	37	80	80	65	80	80	80	65	65	65			
4		4			2	2	4		4		6					
93076-2					93125-2			93031-2		93032-2		93086-2		93087-2		
93820					93830											
93226-2		93225-2			93231-2		93232-2		93236-2		93237-2		93238-2			
93276-2		93275-2			93281-2		93282-2		93286-2		93287-2		93288-2			
73309-2																
93326-2		93325-2			93331-2		93332-2		93336-2		93337-2		93338-2			
73359-2																
93376-2		93376-2			93381-2		93382-2		93386-2		93387-2		93388-2			
93526-2		93525-2			93531-2		93532-2		93536-2		93537-2		93538-2			
93421-2					93431-2											
93471-2					93481-2											

# Trunking 93 white in U23X

Trunking 93		Trunking sizes (mm)	50x80	50x100	50x130	50x150
White RAL 9010 <input type="checkbox"/>						
<b>Cover sizes (mm)</b>			65	80	80	65   65
<b>Maximum number of compartments</b>			2	2	2	4
1		1 cover trunking 2 m	93020-2	93021-2	93022-2	93074-2
<b>Fittings in U23X and in U24X</b>						
12		Floor strip 2 m	93570-2			
13		Floor strip external angle	93572-2			
<b>Cable protection elements in U24X</b>						
14		Corner-piece flat angle	93880			
15		Corner-piece external angle	93870			
16		Divider protective piece				93862
<b>Other accessories in U23X</b>						
17		Junction	93550			
<b>Fixing elements in U63X</b>						
18		Trunking plug Note: Use drill bit Ø 6 mm	25106			
<b>Adapters for switches and sockets in U24X</b>						
		Adapter for switches and sockets	(See table of adapters, according to the size of the cover)			
<b>Modular adaptation of the Flexible runway in U24X</b> (See 51 Furniture supply)						
19		Modular adapter for Flexible runway	51623-2	51624-2	51623-2	

50x170		50x170			70x100	70x130	70x170		70x210		70x230							
65	80	37	65	37	80	80	65	80	80	80	65	65	65					
4		4			2	2	4		4		6							
93076-2					93125-2			93031-2		93032-2		93086-2		93087-2		93138-2		
93570-2					93580-2													
93572-2					93582-2													
93880																		
93870																		
93862																		
93550																		
25106																		
(See table of adapters, according to the size of the cover)																		
51623-2	51624-2	51623-2	51624-2				51623-2	51624-2	51624-2		51623-2							

# Adapters for Trunking 93 cover 65 mm.



50x80	50x150	50x170	50x170	70x170	70x230
93020-2	93074-2	93076-2	93125-2	93086-2	93138-2

⊘ See next page for mounting of switches and sockets in trunkings with cover 80 mm.

✗ Not suitable for trunkings with 37 mm cover.

		Type of adapter					
		Simple adapter		Double adapter		Triple adapter	
Number of outlets for each adapter		1		2		3	
Mounting possibilities		1 simple adapter		2 simple adapters 1 double adapter		2 simple adapters 1 double + 1 simple adapter 1 triple adapter	
Plate RJ45		21	93751-2 (1) (Flat faceplate)				
		22	93753-2 (2) (Angled faceplate)				
ABB-Zenit*		23	93635-2				
BJC*Sol		23	93661-2				
Simon* 27		23	93623-2				
Simon Connect* K45		23					
		24	93608-2	93613-2	93618-2		
		25					
Mosaic* and compatible		23					
		24	93608-2	93613-2	93618-2		
		25					
Eunea Unica*		23	93653-2	93656-2			
		24					
Din (3)		27		93648-2			
Socket boxes		29					
		30	93713	93718	93728		
		31					

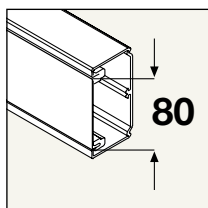
(1) Compatible with RJ45 Systimax solutions and universal type Keystone (AMP, Krone, Nexans, Jetlan, Belden, Brand-Rex and Openet ICS).

(2) Compatible with RJ45 Universal type Keystone (AMP, Krone, Nexans, Jetlan, Belden, Brand-Rex and Openet ICS).

(3) In electrical outlets DIN the box is necessary to fix the outlet to the trunking.



# Adapters for Trunking 93 cover 80 mm.



50x100	50x130	50x170	70x100	70x130	70x170	70x210
93021-2	93022-2	93076-2	93031-2	93032-2	93086-2	93087-2

Not suitable for 65 mm covers.

		Type of adapter					
		Simple adapter	Double adapter		Triple adapter		
Number of outlets for each adapter		1	2		3		
Mounting possibilities		 1 simple adapter	 2 simple adapters	 1 double adapter	 2 simple adapters	 1 double + 1 simple adapter	 1 triple adapter
<b>Universal (1)</b>		20 <b>93604</b>					
		28 <b>93709</b>					
<b>Plate RJ45</b>		21 <b>93752-2</b> (2) (Flat faceplate)					
		22 <b>93754-2</b> (3) (Angled faceplate)					
<b>ABB-Zenit*</b>		23 <b>93636-2</b>					
<b>BJC*Sol</b>		23 <b>93662-2</b>					
<b>Simon* 27</b>		23 <b>93624-2</b>					
<b>500CIMA</b>		23	<b>93641-2</b>				
<b>Simon Connect* K45</b>		23					
		24 <b>93609-2</b>	<b>93614-2</b>	<b>93619-2</b>			
		25					
<b>Mosaic* and compatible</b>		23					
		24 <b>93609-2</b>	<b>93614-2</b>	<b>93619-2</b>			
		25					
<b>Eunea Unica*</b>		23 <b>93654-2</b>	<b>93657-2</b>				
		24					
<b>Modular 25</b>		26	<b>93644-2</b>				
<b>Din (4)</b>		27	<b>93649-2</b>				
<b>Socket boxes</b>		29					
		30 <b>93714</b>	<b>93719</b> (divider part no. 93720 is included)	<b>93729</b> (divider part no. 93720 is included)			
		31					


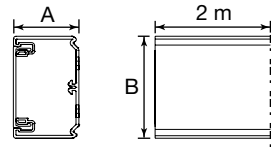

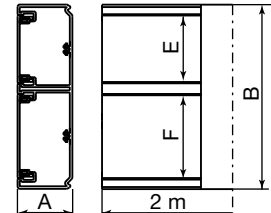

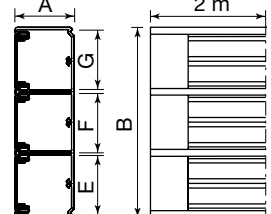

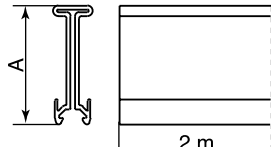
(1) Frames shall be supplied by the socket manufacturer. We recommend frames with straight corners.

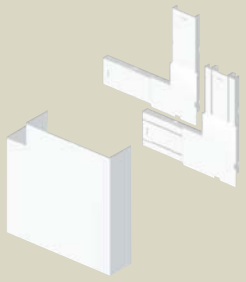
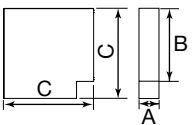

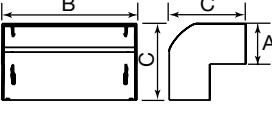

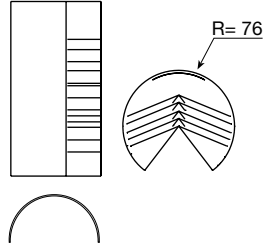
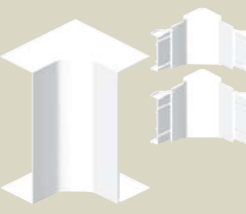
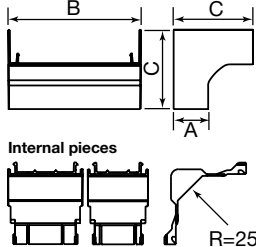

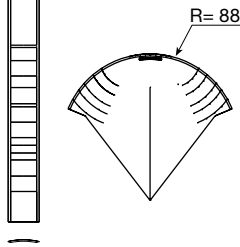
(2) Compatible with RJ45 Systemax solutions and universal type Keystone (AMP, Krone, Nexans, Jetlan, Belden, Brand-Rex and Openet ICS).


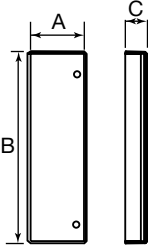
(3) Compatible with RJ45 Universal type Keystone (AMP, Krone, Nexans, Jetlan, Belden, Brand-Rex and Openet ICS).

(4) In electrical outlets DIN the box is necessary to fix the outlet to the trunking.


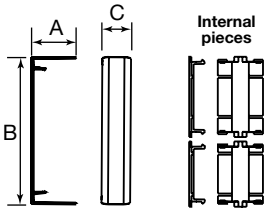
# Sizes (mm)

1. One cover trunking		Part no.	Sizes mm		Pack			
			A	B	m			
		93020-2	52	80	12			
93021-2	52	100	12					
93022-2	52	130	12					
93031-2	70	100	12					
93032-2	70	130	12					
		Colour: White RAL 9010		Material: U23X				
		Note: Perforated base every 250 mm for wall fixing.						
Two covers trunking		Part no.	Sizes mm				Pack	
			A	B	E	F	m	
		93074-2	52	154	65	65	8	
93076-2	52	175	65	80	8			
93086-2	70	175	65	80	8			
93087-2	70	210	80	80	8			
		Colour: White RAL 9010		Material: U23X				
		Note: Perforated base every 250 mm for wall fixing. The fixed dividers are perforated every 125 mm, permitting cables to pass between compartments.						
Three covers trunking		Part no.	Sizes mm					Pack
			A	B	E	F	G	m
		93125-2	52	175	37	65	37	8
93138-2	70	230	65	65	65	6		
		Colour: White RAL 9010		Material: U23X				
		Note: Perforated base every 250 mm for wall fixing. The fixed dividers are perforated every 125 mm, permitting cables to pass between compartments.						
2. Divider		Part no.	Sizes mm		Pack			
			A		m			
		93820	44	48				
93830	62	48						
				Material: U23X				


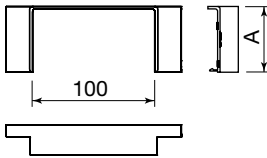
3. Flat angle		Part no.	Sizes mm			N° of internal pieces	Pack pc.						
				A	B	C							
				93220-2	54	84			124	1	4		
93221-2	54	104	144	1	4								
93222-2	54	134	174	1	4								
93224-2	54	159	198	2	2								
93225-2	54	179	219	2	2								
93226-2	54	179	219	2	2								
93231-2	72	104	144	1	4								
93232-2	72	134	174	1	4								
93236-2	72	179	198	2	2								
93237-2	72	214	222	2	2								
93238-2	72	234	274	3	2								
		Colour: White RAL 9010			Material: U24X								
4. External angle		Part no.	Sizes mm			N° of internal pieces	Pack pc.						
				A	B	C							
				93270-2	54	84			102	1	4		
93271-2	54	104	102	1	4								
93272-2	54	134	102	1	4								
93274-2	54	159	102	2	2								
93275-2	54	179	102	2	2								
93276-2	54	179	102	2	2								
93281-2	72	104	120	1	4								
93282-2	72	134	120	1	4								
93286-2	72	179	120	2	2								
93287-2	72	214	120	2	2								
93288-2	72	234	120	3	2								
		Colour: White RAL 9010			Material: U24X								
5. Outer variable angle		Part no.	Application Trunking			Pack pc.							
													
				73309-2	93020-2	93021-2		93022-2	93074-2	93076-2	93031-2	93032-2	93086-2
		Colour: White RAL 9010			Material: U24X								
6. Internal angle		Part no.	Sizes mm			N° of internal pieces	Pack pc.						
				A	B	C							
				93320-2	54	84			125	1	4		
93321-2	54	104	125	1	4								
93322-2	54	134	125	1	4								
93324-2	54	159	125	2	2								
93325-2	54	179	125	2	2								
93326-2	54	179	125	2	2								
93331-2	72	104	143	1	4								
93332-2	72	134	143	1	4								
93336-2	72	179	143	2	2								
93337-2	72	214	143	2	2								
93338-2	72	234	143	3	2								
		Colour: White RAL 9010			Material: U24X								
7. Inner variable angle		Part no.	Application Trunking			Pack pc.							
													
				73359-2	73010-2	73020-2		73061-2	73071-2	73072-2	73082-2	73073-2	73083-2
		Colour: White RAL 9010			Material: U24X								

8. End cover		Part no.	Sizes mm			Pack
		A	B	C	pc.	
		93370-2	54	84	15	6
93371-2	54	104	15	6		
93372-2	54	134	15	6		
93374-2	54	159	20	6		
93376-2	54	179	20	6		
93381-2	72	104	15	6		
93382-2	72	134	15	6		
93386-2	72	179	20	6		
93387-2	72	214	20	6		
93388-2	72	234	20	6		
		Colour: White RAL 9010			Material: U24X	
		Note: 2 screws are included.				


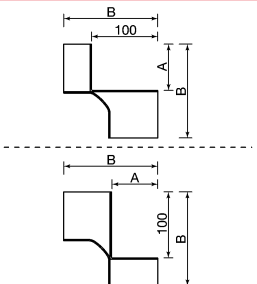
  

9. Coupler		Part no.	Sizes mm			N° of internal pieces	Pack
		A	B	C	pieces	pc.	
		93520-2	54	84	30	1	12
93521-2	54	104	30	1	12		
93522-2	54	134	30	1	12		
93524-2	54	159	30	2	12		
93525-2	54	179	35	2	12		
93526-2	54	179	35	2	12		
93531-2	72	104	30	1	12		
93532-2	72	134	30	1	12		
93536-2	72	179	35	2	12		
93537-2	72	214	40	2	12		
93538-2	72	234	40	3	12		
		Colour: White RAL 9010			Material: U24X		


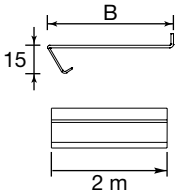
  


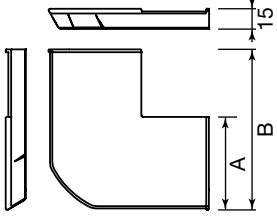

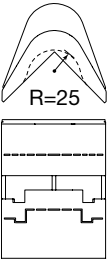

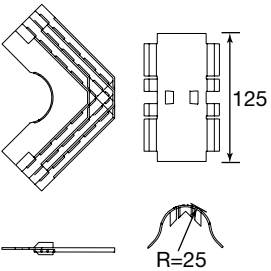

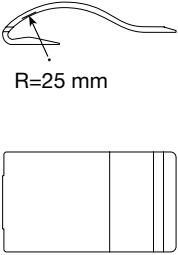


10. Straight derivation		Part no.	Sizes mm	Pack
		A	pc.	
		93421-2	54	12
93431-2	72	12		
		Colour: White RAL 9010		
		Note: Branching to a 100 mm wide trunking.		

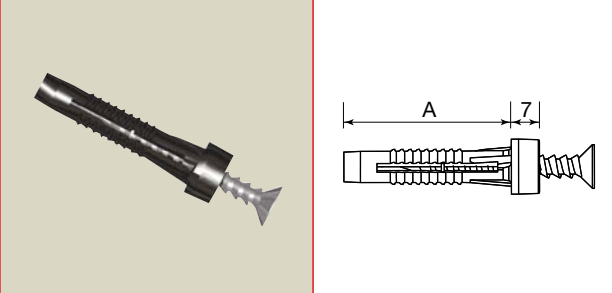
  

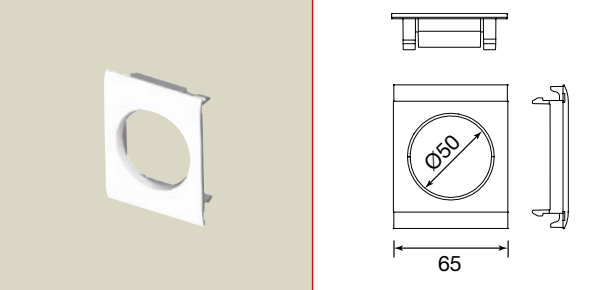
11. Internal angle derivation		Part no.	Sizes mm		Pack
		A	B	pc.	
		93471-2	54	125	12
93481-2	72	143	12		
		Colour: White RAL 9010			
		Note: Branching to a 100 mm wide trunking.			

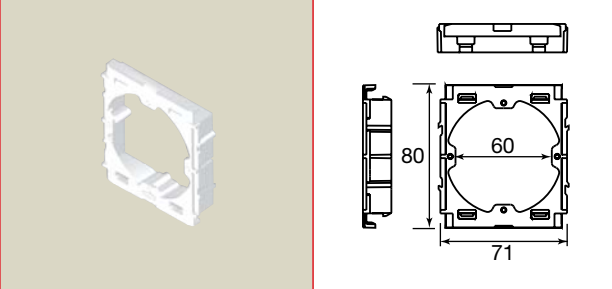
  

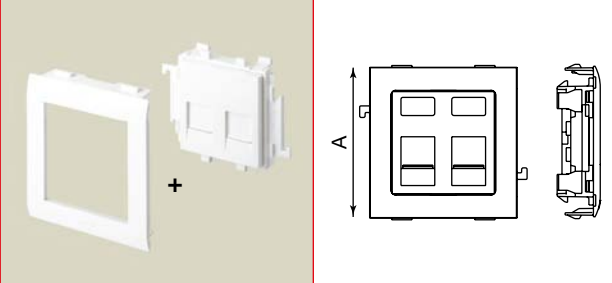
12. Floor strip		Part no.	Sizes mm	Pack
		B	m	
		93570-2	52	48
93580-2	70	48		
		Colour: White RAL 9010		
		Material: U23X		

13. Floor strip external angle		Part no.	Sizes mm	Pack
			A B	pc.
		93572-2	52 100	6
		93582-2	70 118	6
		Colour: White RAL 9010		Material: U24X
14. Corner-piece flat angle		Part no.		Pack
				pc.
		93880		6
				Material: U24X
15. Corner-piece external angle		Part no.		Pack
				pc.
		93870		6
				Material: U24X
16. Divider protective piece		Part no.	Application Trunking	Pack
				pc.
		93862	93074-2 93125-2	24
				Material: U24X
17. Junction		Part no.		Pack
				pc.
		93550		24
				Material: U23X


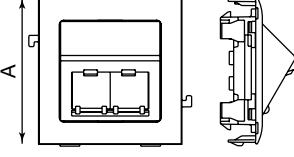
18. Trunking plug		Part no.	Sizes mm A	Diameter plug mm	Pack pc.
		25106	35	6	1.000
		<b>Colour: Black</b> Note: Use drill bit Ø 6 mm. ⚠ Indoor use.		<b>Material: U63X</b>	

19. Modular adapter for flexible runway		Part no.	Application cover	Pack pc.
		51623-2	65	12
		51624-2	80	12
		<b>Colour: White RAL 9010</b>		<b>Material: U24X</b>

20. Universal (CEE) adapter 1 outlet		Part no.	Application cover	Pack pc.
		93604	80	12
		<b>Material: U24X</b>		Note: 2 screws are included.

21. Flat faceplate RJ45		Part no.	Application cover	Pack pc.
		93751-2	65	6
		93752-2	80	6
		<b>Colour: White RAL 9010</b>		<b>Material: U24X</b>
Note: Compatible with RJ45 Systimax solutions and universal type Keystone (AMP, Krone, Nexans, Jetlan, Belden, Brand-Rex and Openet-ICS).				

**22. Angled faceplate RJ45**


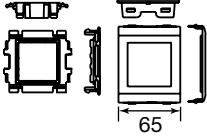



Part no.	Application cover	Pack pc.
93753-2	65	6
93754-2	80	6

**Colour: White RAL 9010** **Material: U24X**

Note: Compatible with RJ45 Systimax solutions and universal type Keystone (AMP, Krone, Nexans, Jetlan, Belden, Brand-Rex and Openet-ICS).

**23. Adapter for modular outlets**


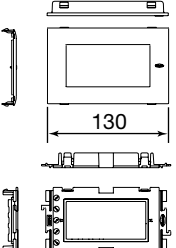



Part no.	Outlets trademarks	Application cover	Pack pc.
93623-2	Simon*27 (1)	65	12
93624-2	Simon*27 (1)	80	12
93635-2	ABB-Zenit* (2)	65	12
93636-2	ABB-Zenit* (2)	80	12
93661-2	BJC*, Sol (3)	65	12
93662-2	BJC*, Sol (3)	80	12
93653-2	Eunea-Unica* (1)	65	12
93654-2	Eunea-Unica* (1)	80	12
93608-2	Mosaic* (1) (4)	65	12
93609-2	Mosaic* (1) (4)	80	12

**Colour: White RAL 9010** **Material: U24X**

Note: (1) Module 22,5x45 (2) Module 22x44 (3) Module 23x46 (4) Compatible with Simon Connect\* K 45 and data connectors compatible with Mosaic\*.

**24. Adapter for 2 outlets (4 modules 22,5x45)**

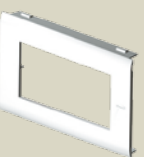
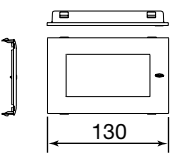



Part no.	Outlets trademarks	Application cover	Pack pc.
93656-2	Eunea-Unica*	65	12
93657-2	Eunea-Unica*	80	12
93613-2	Mosaic* (1)	65	12
93614-2	Mosaic* (1)	80	12

**Colour: White RAL 9010** **Material: U24X**

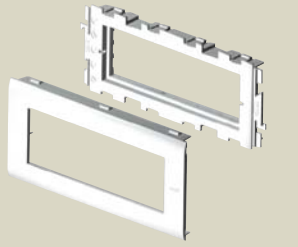
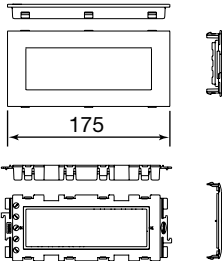
Note: (1) Compatible with Simon Connect\* K 45 and data connectors compatible with Mosaic\*.

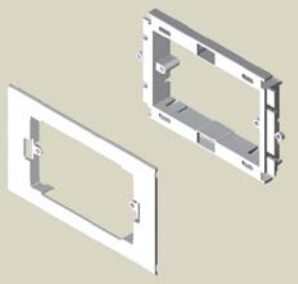
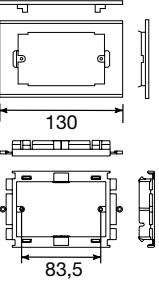
**24. Adapter for 500CIMA (2 modules)**

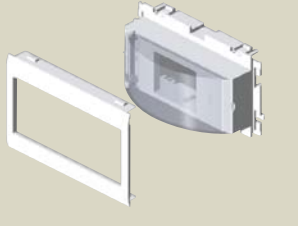
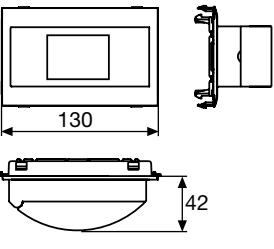



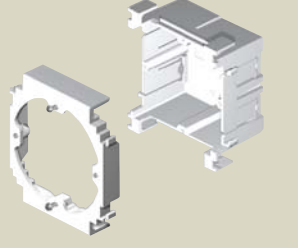
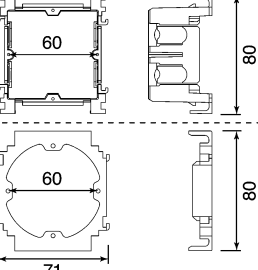
Part no.	Application cover	Pack pc.
93641-2	80	12

**Colour: White RAL 9010** **Material: U24X**


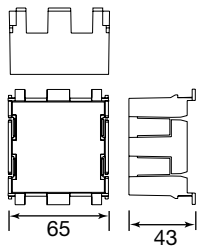
25. Adapter for 3 outlets (6 modules 22,5x45)		Part no.	Outlets trademarks	Application cover	Pack pc.
		93618-2	Mosaic*	65	12
		93619-2	Mosaic* (1)	80	12
		<b>Colour: White RAL 9010</b>		<b>Material: U24X</b>	
<p>Note: (1) Compatible with Simon Connect* K 45 and data connectors compatible with Mosaic*.</p>					

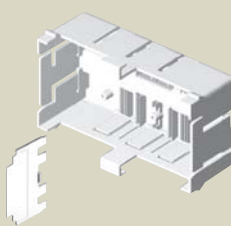
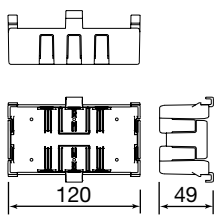
26. Adapter for Modular 25 (3 modules)		Part no.	Application cover	Application box	Pack pc.
		93644-2	80	93719	12
		<b>Colour: White RAL 9010</b>		<b>Material: U24X</b>	
<p>Note: 2 screws are included.</p>					

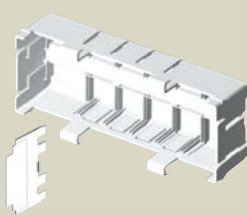
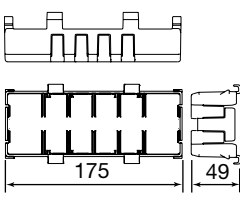
27. Adapter DIN (1 a 2 modules)		Part no.	Application cover	Application box	Pack pc.
		93648-2	65	93718	4
		93649-2	80	93719	4
		<b>Colour: White RAL 9010</b>		<b>Material: U24X</b>	
<p>Note: 1 rail DIN fixing included. In RAIL DIN outlets, the box is necessary to fix the outlet to trunkings of height 70 mm.</p>					

28. Universal (CEE) socket box 1 outlet		Part no.	Application cover	Pack pc.	
		93709	80	12	
		<b>Material: U24X</b>			
<p>Note: 2 pre-mounted screws are included.</p>					




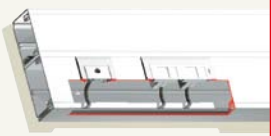















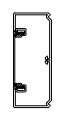





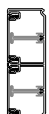



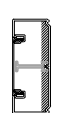
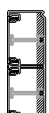


29. Modular socket box		Part no.	Application cover	Pack pc.
		93713	65	12
		93714	80	12
		<b>Material: U24X</b>		
Note: The box is only necessary for circuit separation, not for fixing data connectors.				

30. 120 mm box		Part no.	Application cover	Pack pc.
		93718	65	12
		93719	80	12
		<b>Material: U24X</b>		
Note: The box is only necessary for circuit separation, not for fixing data connectors. In box part no. 93719, a divider part no. 93720 is included. This divider can also be purchased separately.				

31. 175 mm box		Part no.	Application cover	Pack pc.
		93728	65	12
		93729	80	12
		<b>Material: U24X</b>		
Note: The box is only necessary for circuit separation, not for fixing data connectors. In box part no. 93729, a divider part no. 93720 is included. This divider can also be purchased separately.				

# Useful cross-sections (mm<sup>2</sup>)

Sizes (mm)	50x80	50x100	50x130	50x150
Part numbers <b>U23X</b> Colour White	93020-2	93021-2	93022-2	93074-2
<b>Mounting of switches and socket outlets</b>				
Universal outlets without box 		 2150	 3680	
Modular outlets without box 	 1565	 2140	 3670	 1425 1425
Universal outlets with box 		 675 675	 1435 1435	
Modular/DIN outlets with box 	 440 440	 480 480	 1245 1245	 425 320 320 425
<b>Distribution</b>				
Without divider 	 3110	 3890	 5415	 2955 2955
With divider 	 1400 1400	 1795 1795	 2555 2555	 1380 1275 1275 1380
With divider and corner-piece 	 1075 1075	 1385 1385	 1985 1985	 1020 985 985 1020

50x170	50x170	70x100	70x130	70x170	70x210	70x230
93076-2	93125-2	93031-2	93032-2	93086-2	93087-2	93138-2

COPYRIGHT: All trademarks, brands or distinctive signs, of any kind, that might appear in the present website are the property of Unex aparellaje eléctrico, S.L. or of third parties. The use or access to the present website and/or to its services should not be interpreted, under no circumstances, as conferring any rights to the User on the mentioned trademarks, brands or distinctive signs.

Furthermore, all Contents are the property of Unex aparellaje eléctrico, S.L. or of third parties. As stated in the mentioned Legal Notice, none of the operation rights existing or that might exist about the mentioned Contents should be understood as transferable to the User, beyond those strictly necessary for the correct use of the Portal and the Services.