



U43X

Slotted trunking **88**

in **U43X** halogen free




Slotted trunking 88 in U43X

For cable conduction in electrical and communications cabinets

- Higher safety for the installation assured by the trunking's sturdiness.
- The cover is easy to mount and remove.
- The cover will stay in place and will not slip in any mounting position.
- No cutting tips or edges.
- Possibility to cut until the base for better branching.

Raw material

Ref. **U43X** Trunking, retainers and cable compactor | Compliant 

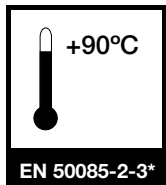
Safety

Electrical



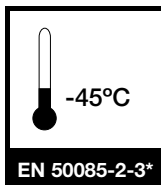
- Insulating material
- No earthing required

Maximum service temperature



EN 50085-2-3*

Minimum transport and storage temperature



EN 50085-2-3*

In front of fire



- Glow-fire test at **960°C**
- Non-flame propagator

Flammability degree UL94: V0

- Does not spread fire by dripping

Quality marks



Approvals



Conformity declaration




Trunking 88 ►

Length: 2 m

Grey RAL 7035

See updated information of each part number on www.unex.net


* BS EN 50085-2-3 is the UK implementation of EN 50085-2-3.
BS EN 50085-1 is the UK implementation of EN 50085-1.










Easy mounting and higher safety




Flexible and resistant fingers,
which do not break accidentally.




Rigid cable retainers: avoids deformations and
allows circuit classification.



Clean cut of the sidewall to the base: Maximum branching room and cross-section. Quicker mounting and easier cable connections.



Distance between fingers 4mm.:
More branching possibilities.



A product with added-value


Burr-free slotted trunking

Smooth design, without burrs or sharp edges: no damage for users or for the cables during mounting, transport or in applications submitted to vibrations.



Cover

Easy to mount and remove.




In horizontal position, the fingers do not bend and the cover does not fall.



In vertical position, the cover does not slide.

Solid and sturdy trunking:

Possible suspended mounting between rails. Few fixings required.




Cable compactor

Only one item for all trunking sizes: the retainer is cut according to the trunking width and can be fixed at any adjustable height.



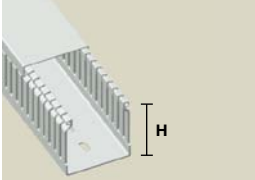

Possibility to paint

Unex slotted trunkings can be painted with the most common paints.






Slotted trunking 88 in U43X




Height = 30 mm, 40 mm

Slotted trunking 88		Slotted trunking Sizes (mm)		
		20	30	40
Grey RAL 7035 <input type="checkbox"/>				
	Slotted trunking 2 m	H = 30 mm	30.30.88	
		H = 40 mm	40.20.88	40.30.88
	Cable compactor		40850	

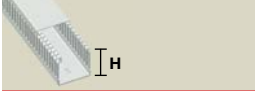


Height = 60 mm

Slotted trunking 88		Slotted trunking Sizes (mm)		
		20	30	40
Grey RAL 7035 <input type="checkbox"/>				
	Slotted trunking 2 m	H = 60 mm	60.30.88	60.40.88
		Cable retainer		40864-4
	Cable compactor		40850	

Height = 80 mm

Slotted trunking 88		Slotted trunking Sizes (mm)		
		20	30	40
Grey RAL 7035 <input type="checkbox"/>				
	Slotted trunking 2 m	H = 80 mm	80.30.88	80.40.88
		Cable retainer		40884-4
	Cable compactor		40850	

Height= 100 mm

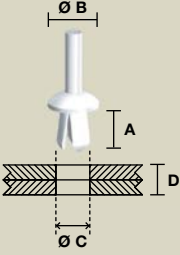
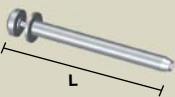

Slotted trunking 88		Slotted trunking Sizes (mm)		
		20	30	40
Grey RAL 7035 <input type="checkbox"/>				
	Slotted trunking 2 m	H = 100 mm		
		Cable retainer		
	Cable compactor			

60	80	100	120
40.60.88			
40850			

60	80	100	120
60.60.88	60.80.88		60.120.88
40865-4	40864-4 + 40864-4		40865-4 + 40865-4
40850			40850


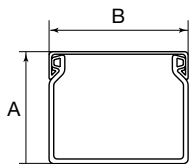
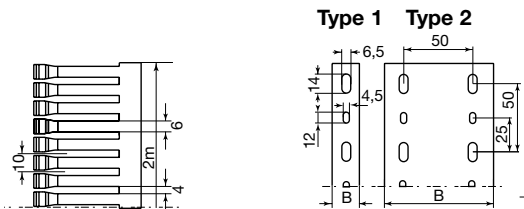
60	80	100	120
80.60.88	80.80.88	80.100.88	80.120.88
40885-4	40884-4 + 40884-4	40884-4 + 40885-4	40885-4 + 40885-4
	40850		


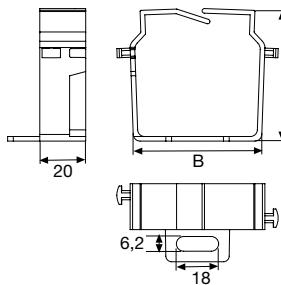
60	80	100	120
100.60.88	100.80.88	100.100.88	
40895-4	40894-4 + 40894-4	40894-4 + 40895-4	
	40850		


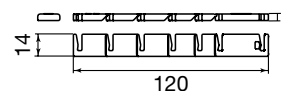
Fixing elements in PA 6.6		
Colour natural <input type="checkbox"/>		
	<p>Plastic rivet</p> <p>A = 6 mm Ø B = 6 mm Ø C = 3,0-3,25 mm D = 1-3 mm</p>	1303
	<p>A = 8 mm Ø B = 11 mm Ø C = 5,1-5,25 mm D = 2-5 mm</p>	1305
	<p>A = 12 mm Ø B = 11 mm Ø C = 6,1-6,5 mm D = 5-9 mm</p>	1309
	<p>A = 21 mm Ø B = 11 mm Ø C = 6,1-6,5 mm D = 10-18 mm</p>	1318
	<p>Riveting tool: can be used with part no. 1305, 1309 and 1318</p> <p>Riveting tool L = 225 mm</p>	1300
	<p>Riveting tool: can be used with part no. 1303</p> <p>L = 120 mm</p>	1301
Tools		
	<p>Cutting tool To cut the main trunking</p>	40902 (2)

(2) Cut at 90° for trunkings width ≤ 60. Cut at 45° for trunkings width ≤ 40.

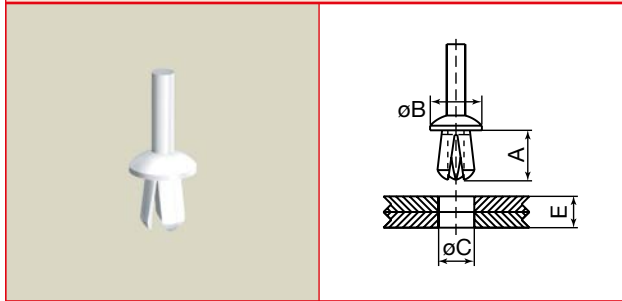
Sizes (mm)

1. Slotted trunking 88		Part no.	Sizes mm		Fixing holes type	Pack	
			A	B		m	
		<p>Fixing holes compatible with EN 50085-2-3</p> 					
		30.30.88	33	30	1	60	
		40.20.88	42	20	1	72	
		40.30.88	42	30	1	48	
		40.40.88	42	43	1	32	
		40.60.88	42	60	1	24	
		60.30.88	60	30	1	36	
		60.40.88	60	43	1	32	
		60.60.88	60	60	1	32	
		60.80.88	60	80	2	32	
		60.120.88	60	120	2	12	
		80.30.88	80	30	1	28	
		80.40.88	80	43	1	24	
		80.60.88	80	60	1	24	
		80.80.88	80	80	2	24	
		80.100.88	80	100	2	12	
		80.120.88	80	120	2	12	
		100.60.88	100	60	1	16	
		100.80.88	100	80	2	16	
		100.100.88	100	100	2	8	
		Colour: Grey RAL 7035				Material: U43X	

2. Cable retainer		Part no.	Sizes mm		Slotted trunking application		Pack	
			A	B			pc.	
				40864-4	57	38	60.40.88	60.80.88
		40865-4	57	56	60.60.88	60.120.88	24	
		40884-4	76	38	80.40.88	80.80.88	80.100.88	24
		40885-4	76	56	80.60.88	80.100.88	80.120.88	24
		40894-4	96	38	100.80.88	100.100.88	24	
		40895-4	96	56	100.60.88	100.100.88	24	
		Colour: Grey RAL 7035				Material: U43X		

3. Cable compactor		Part no.	Slotted trunking application		Pack	
					pc.	
			40850	30.30.88	60.80.88	48
			40.30.88	60.120.88		
			40.40.88	80.30.88		
			40.60.88	80.40.88		
			60.30.88	80.60.88		
			60.40.88	80.80.88		
			60.60.88	80.100.88		
			100.60.88	100.80.88		
		Colour: Grey RAL 7035				Material: U43X

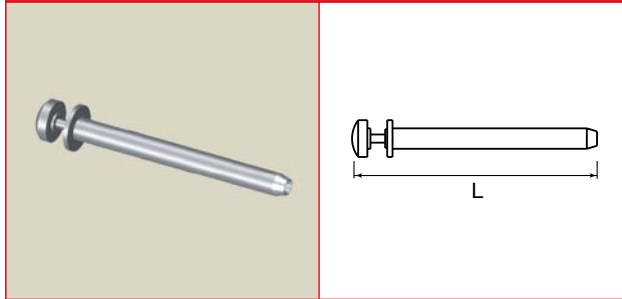
4. Plastic rivet



Part no.	Sizes mm		Application		Pack pc.
	A	øB	øC	E	
1303	6	6	3,0 - 3,25	1 - 3	5.000
1305	8	11	5,1 - 5,25	2 - 5	1.000
1309	12	11	6,1 - 6,5	5 - 9	1.000
1318	21	11	6,1 - 6,5	10 - 18	1.000

Colour: Natural Material: PA 6.6

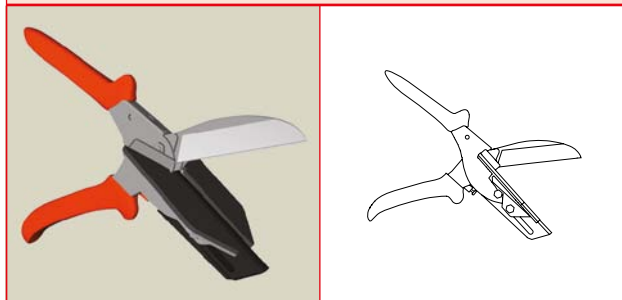
5. Riveting tool



Part no.	Sizes L	Application Plastic rivet	Pack pc.
1301	120	1303	1

Note: A nylon hammer is recommended.

6. Cutting tool















Part no.	Slotted trunking application		Pack pc.
	40902	18.20.77 30.30.77 40.30.77 40.60.77 60.30.77 60.60.77 80.40.77	








Note: Cut at 45° only for trunkings 40 mm wide or less.





Useful cross-sections (mm²)

Recommended cable capacities

Sizes (mm)		33x30	42x20	42x30	42x43	42x60
Part numbers		30.30.88	40.20.88	40.30.88	40.40.88	40.60.88
		 728	 586	 940	 1460	 2112
Cables V250 Number of cables (Filling ratio 1,5)*	0,5 mm ²	116	96	154	237	346
	0,75 mm ²	77	63	102	157	229
Cables H05/07 V-K Number of cables (Filling ratio 1,5)*	1 mm ²	50	41	66	102	150
	1,5 mm ²	37	30	49	75	110
	2,5 mm ²	26	21	34	52	76

Sizes (mm)		60x30	60x43	60x60	60x80	60x120
Part numbers		60.30.88	60.40.88	60.60.88	60.80.88	60.120.88
		 1387	 2137	 3092	 4225	 6380
	Cables H05/07 V-K Number of cables (Filling ratio 1,5)*	1 mm ²	98	150	219	299
	1,5 mm ²	72	111	161	220	331
	2,5 mm ²	50	77	112	153	230
	4 mm ²	40	61	89	122	184
	6 mm ²	23	35	51	70	106

Sizes (mm)		80x30	80x43	80x60	80x80	80x100	80x120
Part numbers		80.30.88	80.40.88	80.60.88	80.80.88	80.100.88	80.120.88
		 1865	 2874	 4128	 5630	 7177	 8572
	Cables H05/07 V-K Number of cables (Filling ratio 1,5)*	1 mm ²	132	203	291	399	504
	1,5 mm ²	97	149	215	293	371	446
	2,5 mm ²	68	104	149	204	258	309
	4 mm ²	54	83	118	162	206	247
	6 mm ²	31	47	68	92	118	142

Sizes (mm)		100x60	100x80	100x100
Part numbers		100.60.88	100.80.88	100.100.88
		 5179	 7110	 9000
	Cables H05/07 V-K Number of cables (Filling ratio 1,5)*	1 mm ²	366	502
	1,5 mm ²	271	369	465
	2,5 mm ²	188	257	324
	4 mm ²	149	204	258
	6 mm ²	85	117	148

* Note: For other types of cables, the necessary section results from the application of the following formula: Section = Cable section x nr. of cables x 1,5.

