

Trunking **73** light grey in **U23X**

For distribution and machinery supply

- **Suitable for outdoor use.**
- Complete range with all necessary fittings.
- Homogeneity with the rest of the installation's elements.
- For conduction and protection of power and communication cables.

Raw material

U23X Trunking

U24X Fittings, accessories and switches and sockets adapters

Compliant 

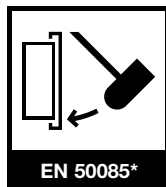
Safety

Electrical




- Insulating material
- No earthing required

Mechanical



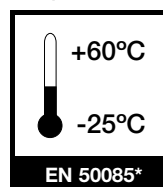
- **IK08** (except mini trunkings height < 30 mm: **IK07**)

Corrosion




- Good resistance to corrosion and to chemical agents

Service temperature



- Mini trunkings height < 30 mm: -5°+60°C

Outdoors



- Suitable for outdoor use (except trunkings height < 30 mm)

Protection degree



- **IP4X**, mounted on the wall

In front of fire



- Glow-wire test **960°C**
- Non-flame propagator
- Reaction to fire, Class M1 acc./ UNE 23727 and NF P 92.507

Quality marks



Approvals



Conformity declaration




* BS EN 50085-2-1 is the UK implementation of EN 50085-2-1.

Trunking **73** ►

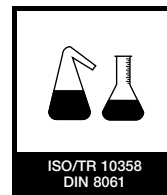
Length: 2 and 3 m

 Light grey RAL 7035


See updated information of each part number on www.unex.net







Good resistance to corrosion and to chemical agents.

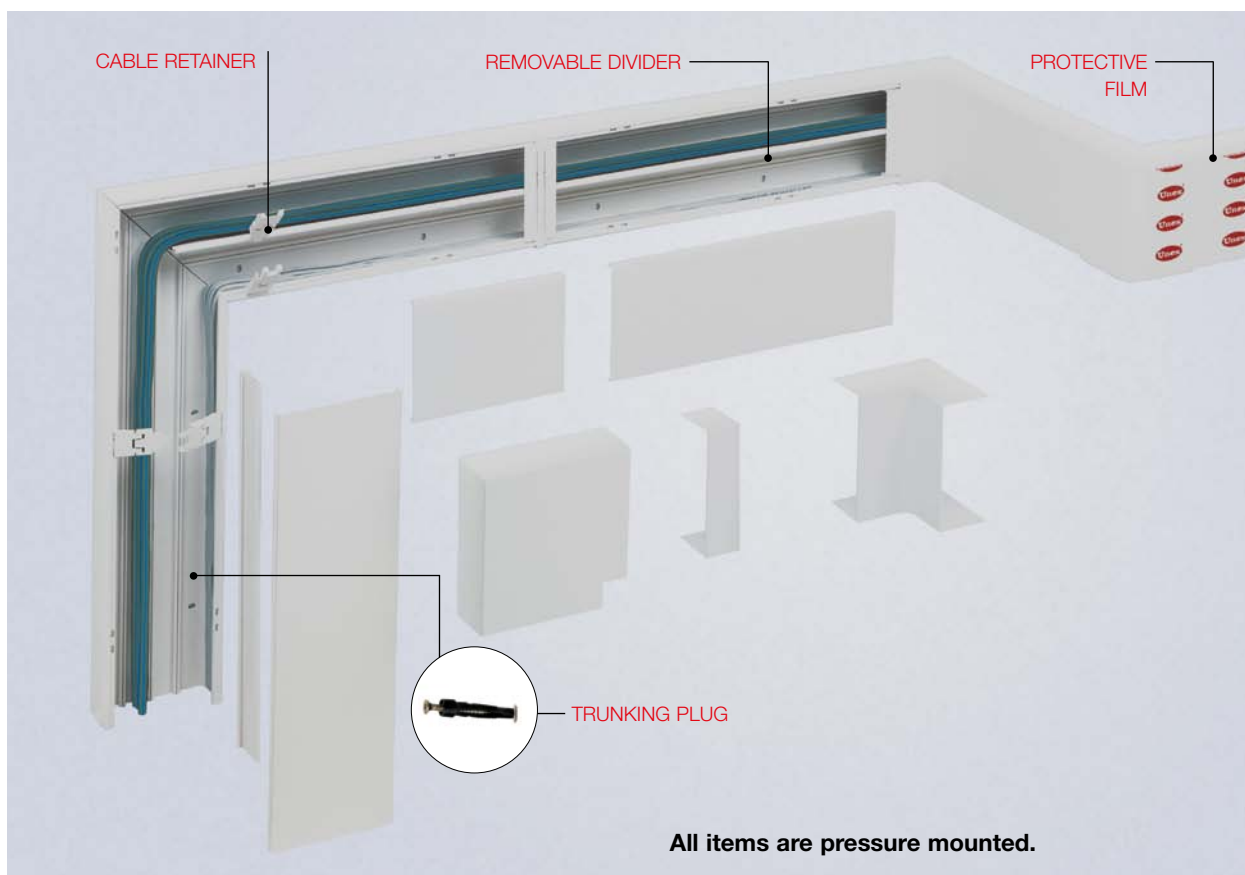


Suitable for outdoor use



Easy installation

Fittings and finishing elements



FITTINGS

Internal angle



External angle



Fittings in 2 pieces:

- **The internal piece** allows easy measuring of the cover and holds the cables.
- **The external piece** covers the cut marks of base and cover and assures protection degree IP4X.

PROTECTION OF DATA CABLES

Data fittings



Allows you to keep the right bending radius; reliability of the signal transmitted.

FIRM HOLDING OF THE COVER: REMOVABLE ONLY WITH THE AID OF A TOOL

Cable retainer



Retains the cables. Allows independent access to each circuit.

The trunking acts as a continuous connection box




Possibility to mount with terminal blocks

Ordinary surface distribution:

With trunkings 60x60 or bigger, it is possible to make connections with terminal blocks, without the need to place an enclosure.



Circuit separation




















Possibility to mount insulating dividers in trunkings of 40x60 or bigger. Conductors are insulated according to their voltage and placed in several compartments (recommended when mounting data cables).

Insulating + Insulating divider


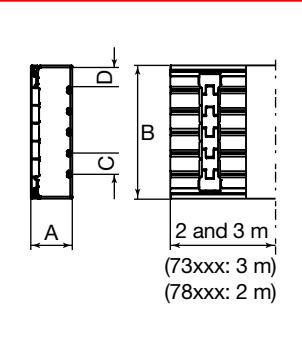
Assures the necessary regulation.

Trunking 73 light grey in **U23X**

Trunking 73		Trunking sizes (mm)	16x16	20x30	30x40	40x40
Light grey RAL 7035 <input type="checkbox"/> (Part no. 73xxx-04 and 78xxx-04)						
Maximum number of compartments			1	1	1	1
1		Mini trunking 2 m	78031-04	78043-04		
		Trunking Note: 1 cable retainer every 0,5 m is included. 3 m			73010-04	73020-04
Accessories in U23X						
2		Divider 3 m				
Fittings in U23X						
3		Flat angle	78231-04	78243-04	73210-04	73220-04
4		External angle	78281-04	78293-04	73260-04	73270-04
5		Internal angle	78331-04	78343-04	73310-04	73320-04
6		End cover	78381-04	78393-04	73360-04	73370-04
7		Coupler	78531-04	78543-04	73510-04	73520-04
8		110x110x45	78457-04			
		110x150x74			73461-04	
Cable protection elements in U24X						
9		Corner-piece flat angle			73880	
10		Corner-piece external angle				
Other accessories in U24X						
11		Cable retainer Note: 1 cable retainer every 0,5 m is included.			73850	
12		Junction Note: Use PVC screws part no. 66809.			70570	
Fixing elements in U63X						
13		Trunking plug Note: Use drill bit Ø 4 or 6 mm. Indoor use.	25104		25106	


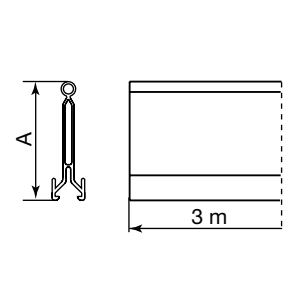
40x60	60x60	60x90	60x110	60x150	60x190	60x230							
2	1	1	4	4	6	6							
73071-04	73081-04	73082-04	73083-04	73085-04	73086-04	73088-04							
73820							73830						
73221-04	73231-04	73232-04	73233-04	73235-04	73236-04	73238-04							
73271-04	73281-04	73282-04	73283-04	73285-04	73286-04	73288-04							
73321-04	73331-04	73332-04	73333-04	73335-04	73336-04	73338-04							
73371-04	73381-04	73382-04	73383-04	73385-04	73386-04	73388-04							
73521-04	73531-04	73532-04	73533-04	73535-04	73536-04	73538-04							
73461-04													
73880													
93870													
73851	70064	73852	73853	73855	73856	73858							
70570							70580						
25106													

Sizes (mm)


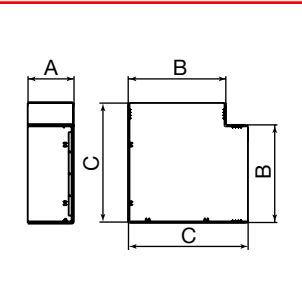
1. Trunking		Part no.	Sizes mm				Max. no. of compart.	Pack m
			A	B	C	D		
		78031-04	16	16	0	0	1	80
		78043-04	20	30	0	0	1	60
		73010-04	30	40	0	0	1	48
		73020-04	40	40	0	0	1	48
		73071-04	40	60	0	30	2	36
		73081-04	60	60	0	0	1	24
		73082-04	60	90	0	45	2	24
		73083-04	60	110	25	30	4	18
		73085-04	60	150	35	40	4	12
		73086-04	60	190	30	35	6	12
		73088-04	60	230	35	45	6	6

Colour: Grey RAL 7035 **Material: U23X**


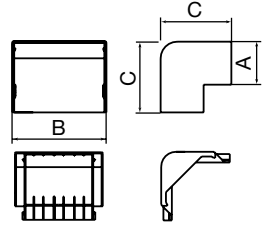
Note: 1 cable retainer every 0,5 m is included (except mini trunking height < 30 mm). Perforated base every 250 mm.


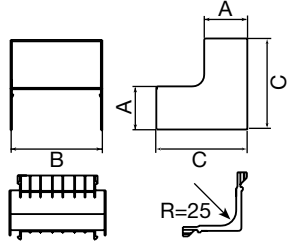
2. Divider		Part no.	Sizes mm	Pack
			A	m
		73820	34	72
		73830	53	72


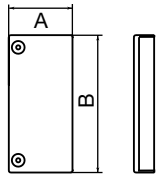
Material: U23X


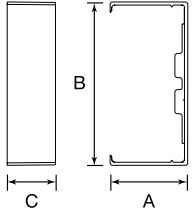
3. Flat angle		Part no.	Sizes mm			Pack
			A	B	C	pc.
		78231-04	16	16	30	24
		78243-04	20	30	46	12
		73210-04	30	40	74	6
		73220-04	40	40	74	6
		73221-04	40	60	94	6
		73231-04	60	60	94	6
		73232-04	60	90	124	6
		73233-04	60	110	144	6
		73235-04	60	150	184	6
		73236-04	60	190	224	4
		73238-04	60	230	264	4


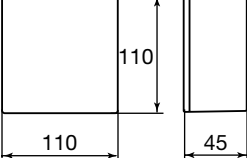
Colour: Grey RAL 7035 **Material: U24X**


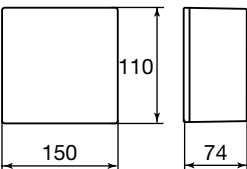
4. External angle	Part no.	Sizes mm			Pack	
		A	B	C	pc.	
 	78281-04	16	16	31	24	
	78293-04	20	30	37	12	
	73260-04	30	40	72	6	
	73270-04	40	40	82	6	
	73271-04	40	60	82	6	
	73281-04	60	60	82	6	
	73282-04	60	90	102	6	
	73283-04	60	110	102	6	
	73285-04	60	150	102	6	
	73286-04	60	190	102	4	
	73288-04	60	230	102	4	
	Colour: Grey RAL 7035		Material: U24X			


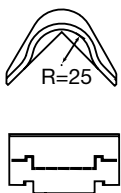
5. Internal angle	Part no.	Sizes mm			Pack	
		A	B	C	pc.	
 	78331-04	16	16	35	24	
	78343-04	20	30	46	12	
	73310-04	30	40	72	6	
	73320-04	40	40	92	6	
	73321-04	40	60	92	6	
	73331-04	60	60	92	6	
	73332-04	60	90	132	6	
	73333-04	60	110	132	6	
	73335-04	60	150	132	6	
	73336-04	60	190	132	4	
	73338-04	60	230	132	4	
	Colour: Grey RAL 7035		Material: U24X			


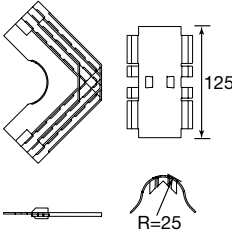
6. End cover	Part no.	Sizes mm		Pack
		A	B	pc.
 	78381-04	16	16	24
	78393-04	20	30	12
	73360-04	30	40	6
	73370-04	40	40	6
	73371-04	40	60	6
	73381-04	60	60	6
	73382-04	60	90	6
	73383-04	60	110	6
	73385-04	60	150	6
	73386-04	60	190	6
	73388-04	60	230	6
Colour: Grey RAL 7035		Material: U24X		
Note: 2 screws are included, except trunkings part numbers 78381-04 and 78393-04.				

7. Coupler	Part no.	Sizes mm			Pack
		A	B	C	pc.
 	78531-04	16	16	18	24
	78543-04	20	30	22	12
	73510-04	30	40	20	12
	73520-04	40	40	20	12
	73521-04	40	60	20	12
	73531-04	60	60	20	12
	73532-04	60	90	30	12
	73533-04	60	110	30	12
	73535-04	60	150	40	6
	73536-04	60	190	40	6
	73538-04	60	320	40	6
	Colour: Grey RAL 7035		Material: U24X		

8. Connection and branch box		Part no.	Sizes mm			Application Trunking	Pack pc.
 							
		A	B	C			
		78457-04	110	110	45	78031-04 78043-04	6
		Colour: Grey RAL 7035			Material: U24X		
		Note: 2 pre-mounted trunking plugs, part no. 25104 are included.					

8. Connection and branch box		Part no.	Sizes mm			Application Trunking	Pack pc.
 							
		A	B	C			
		73461-04	110	150	74	78031-04 78043-04 73010-04 73020-04 73071-04	6
		Colour: Grey RAL 7035			Material: U24X		
		Note: 2 pre-mounted trunking plugs, part no. 25104 are included.					

9. Corner-piece flat angle		Part no.	Application Trunking	Pack pc.
 		73880	73010-04 73020-04 73071-04 73081-04 73082-04 73083-04 73085-04 73086-04 73088-04	6
		Material: U24X		

10. Corner-piece external angle		Part no.	Application Trunking	Pack pc.
 		93870	73071-04 73082-04 73083-04 73085-04 73086-04 73088-04	6
		Material: U24X		

11. Cable retainer		Part no.	Application Trunking	Pack pc.
		73850	30 x 40	48
		73851	40 x 40	48
		70064	40 x 60	50
		73853	60 x 110	48
		73855	60 x 150	48
		73856	60 x 190	48
		73858	60 x 230	48
		Material: U24X		

Note: 1 cable retainer every 0,5 m is included inside the trunking.





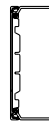

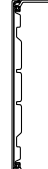












12. Junction		Part no.	Sizes mm		Application Trunking height (mm)	Pack pc.
			A	B		
		70570	80	150	40	50
		70580	120	215	60	50
Material: U24X						

Note: Use PVC screws part no. 66809.

13. Trunking plug		Part no.	Sizes mm		Diameter plug mm	Pack pc.
			A	B		
		25104	21	3	4	1.000
		25106	35	5	6	1.000
Colour: Black						Material: U63X
Note: Use drill bit \varnothing 4 mm and \varnothing 6 mm.						
Indoor use.						

Useful cross-sections (mm²)

Sizes (mm)		16x16	20x30	30x40	40x40
Part numbers	U23X Light grey RAL 7035	78031-04	78043-04	73010-04	73020-04
Without divider		 150	 437	 670	 1020
With divider					
With divider and corner-piece					

40x60	60x60	60x90	60x110	60x150	60x190	60x230
73071-04	73081-04	73082-04	73083-04	73085-04	73086-04	73088-04
 1530	 2713	 3930	 4780	 6540	 8205	 9930
 705 705		 1840 1840	 1160 855 855 1160	 1595 1305 1305 1595	 1345 1070 1070 1070 1070 1345	 1790 1285 1285 1285 1285 1790
 425 425		 1415 1415	 900 695 695 900	 1230 1025 1025 1230	 1040 850 850 850 850 1040	 1380 1020 1020 1020 1020 1380

