



Trunking **73**
in **U41X** halogen free

Trunking 73 in U41X


For distribution, with possibility to mount switches and sockets

- **Suitable for outdoor use.**
- Resistant to high temperatures.
- Excellent equipment protection.



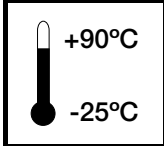
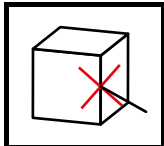


Raw material

U41X Trunking

U42X Fittings, accessories and switches and sockets adapters

Compliant 


Safety

<p>Electrical</p>  <p>EN 50085*</p> <ul style="list-style-type: none"> • Insulating material • No earthing required 	<p>Mechanical</p>  <p>EN 50085*</p> <ul style="list-style-type: none"> • IK07 	<p>Service temperature</p>  <p>EN 50085*</p>	<p>Protection degree</p>  <p>EN 50085*</p> <ul style="list-style-type: none"> • IP4X, mounted on the wall 	<p>Outdoors</p>  <ul style="list-style-type: none"> • Suitable for outdoor use 	<p>In front of fire</p>  <ul style="list-style-type: none"> • Glow-wire test 960 °C • Non-flame propagator
---	---	--	--	--	--

Quality marks



Approvals



Conformity declaration



Trunking 73 ►

Length: 3 m

White RAL 9010

See updated information of each part number on www.unex.net

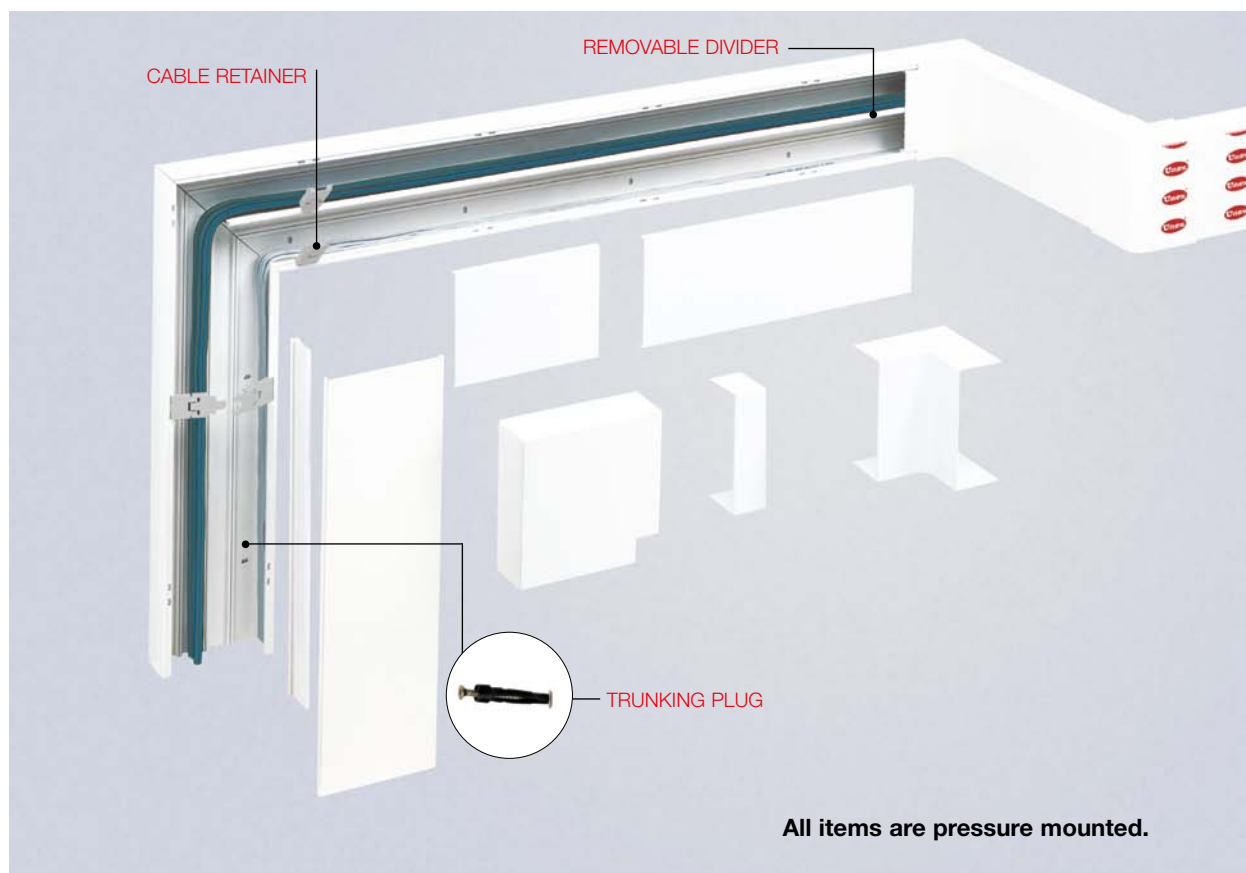
* BS EN 50085-2-1 is the UK implementation of EN 50085-2-1.





Easy installation

Fittings and finishing elements




FITTINGS

Internal angle



External angle




Fittings in 2 pieces:

- **The internal piece** allows easy measuring of the cover and holds the cables.
- **The external piece** covers the cut marks of base and cover and assures protection degree IP4X.

FIRM HOLDING OF THE COVER: REMOVABLE ONLY WITH THE AID OF A TOOL

Cable retainer



Retains the cables. Allows independent access to each circuit.

Trunking 73 in U41X


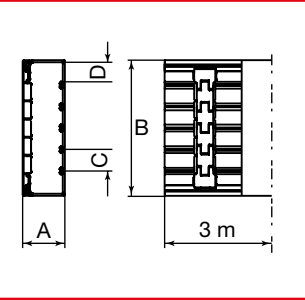
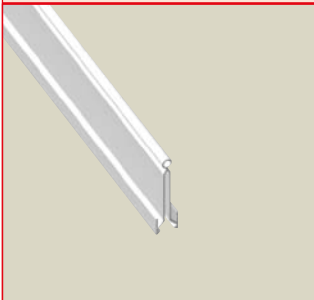
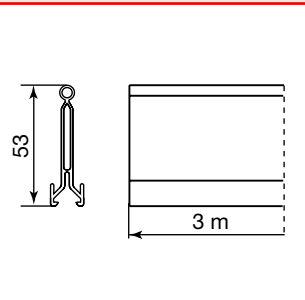

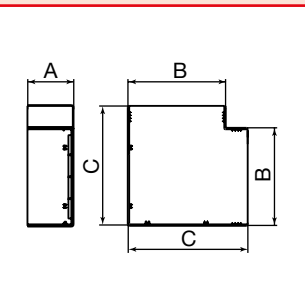

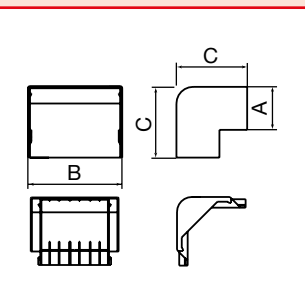
Trunking 73		Trunking sizes (mm)	40x60	40x90	60x110	60x150
		White RAL 9010 <input type="checkbox"/>				
Maximum number of compartments			2	2	4	4
1		Trunking 3 m Note: 1 cable retainer every 0,5 m is included.	73071-42	73072-42	73083-42	73085-42
Accessories in U41X						
2		Divider 3 m	73820-40		73830-40	
Fittings in U42X						
3		Flat angle	73221-42	73222-42	73233-42	73235-42
4		External angle	73271-42	73272-42	73283-42	73285-42
5		Internal angle	73321-42	73322-42	73333-42	73335-42
6		End cover	73371-42	73372-42	73383-42	73385-42
7		Coupler	73521-42	73522-42	73533-42	73535-42
8		Straight derivation Branching to a trunking of equal height.	73421-42	73422-42	73433-42	73435-42
Fixing elements in U63X						
9		Trunking plug Note: Use drill bit Ø 6 mm. Indoor use.	25106			

Mounting of switches and sockets


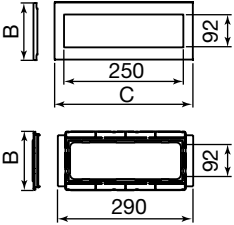

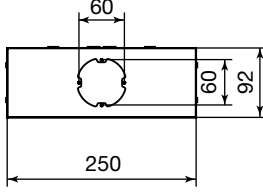

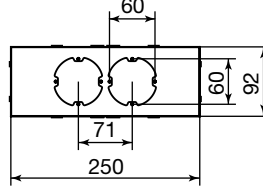

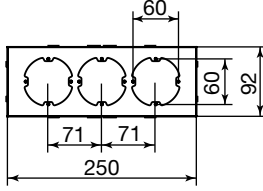

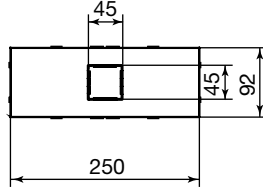
		Border	Plate for mounting of universal switches and sockets				Socket boxes	
			 60 mm Universal (1)	 45x45 mm Mosaic*, Simon Connect* K45 and compatible	 45x45 mm ABB-Stylo*	 45x45 mm Simon* 27	 1 CEE socket box	 Continuous socket box Note: Includes divider part no. 73713
		10	11	12-13-14-15	13-14-15	12-13-14-15	16	17
Trunkings 73	73072-42 40X90	73642-42	+ 73651-42	73656-42		73660-42	-	-
	73083-42 60X110	73643-42	+ 73652-42	73657-42	73664-42	73661-42		
	73085-42 60X150	73645-42	+ 73653-42	73658-42	73665-42	73662-42	73710-40	73712-40
				73669-42	73671-42	73670-42		


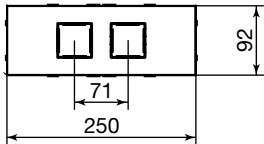
(1) To install universal universal switches and sockets (CEE 7) 2 screws are included.


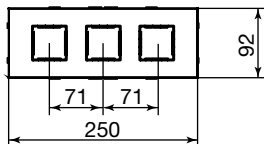
Sizes (mm)

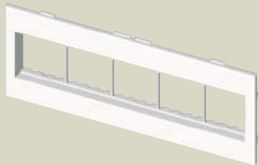
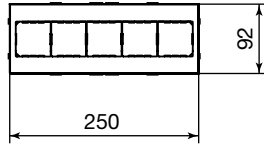
1. Trunking		Part no.	Sizes mm				Max. no. of compart.	Pack m
			A	B	C	D		
		73071-42	40	60	0	30	2	36
		73072-42	40	90	0	45	2	24
		73083-42	60	110	25	30	4	18
		73085-42	60	150	35	40	4	12
		Colour: White RAL 9010						Material: U41X
		Note: 1 cable retainer every 0,5 m is included. Perforated base every 250 mm.						
2. Divider		Part no.	Sizes mm				Pack m	
			A					
		73820-40	34				72	
		73830-40	53				72	
		Material: U41X						
3. Flat angle		Part no.	Sizes mm			Pack pc.		
			A	B	C			
		73221-42	40	60	94	6		
		73222-42	40	90	124	6		
		73233-42	60	110	144	6		
		73235-42	60	150	184	6		
		Colour: White RAL 9010						
		Material: U42X						
4. External angle		Part no.	Sizes mm			Pack pc.		
			A	B	C			
		73271-42	40	60	82	6		
		73272-42	40	90	82	6		
		73283-42	60	110	102	6		
		73285-42	60	150	102	6		
		Colour: White RAL 9010						
		Material: U42X						


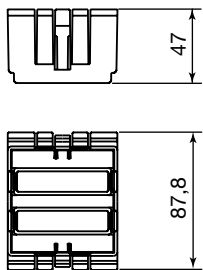
5. Internal angle		Part no.	Sizes mm			Pack
			A	B	C	pc.
		73321-42	40	60	92	6
73322-42	40	90	92	6		
73333-42	60	110	132	6		
73335-42	60	150	132	6		
		Colour: White RAL 9010			Material: U42X	
6. End cover		Part no.	Sizes mm		Pack	
			A	B	pc.	
		73371-42	40	60	6	
73372-42	40	90	6			
73383-42	60	110	6			
73385-42	60	150	6			
		Colour: White RAL 9010			Material: U42X	
		Note: 2 screws are included.				
7. Coupler		Part no.	Sizes mm			Pack
			A	B	C	pc.
		73521-42	40	60	20	12
73522-42	40	90	20	12		
73533-42	60	110	30	12		
73535-42	60	150	40	6		
		Colour: White RAL 9010			Material: U42X	
8. Straight derivation		Part no.	Sizes mm		Pack	
			A	B	pc.	
		73421-42	40	60	12	
73422-42	40	90	12			
73433-42	60	110	12			
73435-42	60	150	12			
		Colour: White RAL 9010			Material: U42X	
9. Trunking plug		Part no.	Sizes mm		Diameter plug mm	Pack
			A	B		pc.
		25106	35	5	6	1.000
		Colour: Black			Material: U63X	
		Note: Use drill bit Ø 6 mm.				
		Indoor use.				


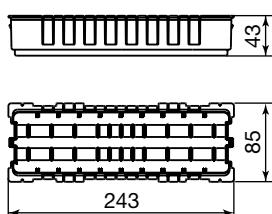
10. Border		 	<table border="1"> <thead> <tr> <th rowspan="2">Part no.</th> <th colspan="2">Sizes mm</th> <th rowspan="2">Application Trunking</th> <th rowspan="2">Pack pc.</th> </tr> <tr> <th>B</th> <th>C</th> </tr> </thead> <tbody> <tr> <td>73642-42</td> <td>90</td> <td>276</td> <td>73072-42</td> <td>12</td> </tr> <tr> <td>73643-42</td> <td>110</td> <td>281</td> <td>73083-42</td> <td>12</td> </tr> <tr> <td>73645-42</td> <td>150</td> <td>292</td> <td>73085-42</td> <td>6</td> </tr> </tbody> </table> <p>Colour: White RAL 9010 Material: U42X</p>	Part no.	Sizes mm		Application Trunking	Pack pc.	B	C	73642-42	90	276	73072-42	12	73643-42	110	281	73083-42	12	73645-42	150	292	73085-42	6
Part no.	Sizes mm		Application Trunking		Pack pc.																				
	B	C																							
73642-42	90	276	73072-42	12																					
73643-42	110	281	73083-42	12																					
73645-42	150	292	73085-42	6																					
11. Universal (CEE) plate 1 outlet		 	<table border="1"> <thead> <tr> <th>Part no.</th> <th>Application border</th> <th>Application box</th> <th>Pack pc.</th> </tr> </thead> <tbody> <tr> <td>73651-42</td> <td>73642-42 73643-42 73645-42</td> <td>73710-40 73712-40</td> <td>12</td> </tr> </tbody> </table> <p>Colour: White RAL 9010 Material: U42X Note: To install universal switches and sockets (CEE 7) 2 screws are included.</p>	Part no.	Application border	Application box	Pack pc.	73651-42	73642-42 73643-42 73645-42	73710-40 73712-40	12														
Part no.	Application border	Application box	Pack pc.																						
73651-42	73642-42 73643-42 73645-42	73710-40 73712-40	12																						
11. Universal (CEE) plate 2 outlets		 	<table border="1"> <thead> <tr> <th>Part no.</th> <th>Application border</th> <th>Application box</th> <th>Pack pc.</th> </tr> </thead> <tbody> <tr> <td>73652-42</td> <td>73642-42 73643-42 73645-42</td> <td>73710-40 73712-40</td> <td>12</td> </tr> </tbody> </table> <p>Colour: White RAL 9010 Material: U42X Note: To install universal switches and sockets (CEE 7) 4 screws are included.</p>	Part no.	Application border	Application box	Pack pc.	73652-42	73642-42 73643-42 73645-42	73710-40 73712-40	12														
Part no.	Application border	Application box	Pack pc.																						
73652-42	73642-42 73643-42 73645-42	73710-40 73712-40	12																						
11. Universal (CEE) plate 3 outlets		 	<table border="1"> <thead> <tr> <th>Part no.</th> <th>Application border</th> <th>Application box</th> <th>Pack pc.</th> </tr> </thead> <tbody> <tr> <td>73653-42</td> <td>73642-42 73643-42 73645-42</td> <td>73710-40 73712-40</td> <td>12</td> </tr> </tbody> </table> <p>Colour: White RAL 9010 Material: U42X Note: To install universal switches and sockets (CEE 7) 6 screws are included.</p>	Part no.	Application border	Application box	Pack pc.	73653-42	73642-42 73643-42 73645-42	73710-40 73712-40	12														
Part no.	Application border	Application box	Pack pc.																						
73653-42	73642-42 73643-42 73645-42	73710-40 73712-40	12																						
12. Modular outlets plate (2 modules 22,5x45)		 	<table border="1"> <thead> <tr> <th>Part no.</th> <th>Outlets trademarks</th> <th>Application box</th> <th>Pack pc.</th> </tr> </thead> <tbody> <tr> <td>73660-42</td> <td>Simon*27 (1)</td> <td>73710-40</td> <td>12</td> </tr> <tr> <td>73656-42</td> <td>Mosaic* (2)</td> <td>73712-40</td> <td>12</td> </tr> </tbody> </table> <p>Colour: White RAL 9010 Material: U42X (1): Admits 1 module (45x45). (2): Admits 1 outlet of 2 modules (45x45) and data connectors with Mosaic* fixing.</p>	Part no.	Outlets trademarks	Application box	Pack pc.	73660-42	Simon*27 (1)	73710-40	12	73656-42	Mosaic* (2)	73712-40	12										
Part no.	Outlets trademarks	Application box	Pack pc.																						
73660-42	Simon*27 (1)	73710-40	12																						
73656-42	Mosaic* (2)	73712-40	12																						

13. Modular outlets plate (4 modules)		Part no.	Outlets trademarks	Application box	Pack pc.
		73661-42	Simon*27 (1)	73710-40	12
		73664-42	ABB-Stylo* (2)	73710-40	12
		73657-42	Mosaic* (3)	73712-40	12
		Colour: White RAL 9010		Material: U42X	
		(1): Admits 2 modules (45x45) (2): Admits 2 outlets of 2 modules (44x44) (3): Admits 2 outlets of 2 modules (45x45) and data connectors with Mosaic* fixing.			


















14. Modular outlets plate (6 modules)		Part no.	Outlets trademarks	Application box	Pack pc.
		73662-42	Simon*27 (1)	73710-40	12
		73665-42	ABB-Stylo* (2)	73710-40	12
		73658-42	Mosaic* (3)	73712-40	12
		Colour: White RAL 9010		Material: U42X	
		(1): Admits 3 modules (45x45) (2): Admits 3 outlets of 2 modules (44x44) (3): Admits 3 outlets of 2 modules (45x45) and data connectors with Mosaic* fixing.			

15. Modular outlets plate (10 modules)		Part no.	Outlets trademarks	Application box	Pack pc.
		73670-42	Simon*27 (1)	73712-40	12
		73671-42	ABB-Stylo* (2)	73712-40	12
		73669-42	Mosaic* (3)	73712-40	12
		Colour: White RAL 9010		Material: U42X	
		(1): Admits 5 modules (45x45) (2): Admits 5 outlets of 2 modules (44x44) (3): Admits 5 outlets of 2 modules (45x45) and data connectors with Mosaic* fixing.			

16. 1 Universal CEE socket box		Part no.	Application trunking	Application plate	Pack pc.
		73710-40	73083-42 73085-42	73651-42 73652-42 73653-42 73656-42 73657-42 73658-42 73660-42 73661-42 73662-42 73664-42 73665-42	18
		Colour: White RAL 9010		Material: U42X	
		Note: To install several attached outlets it is recommended to use Continuous box part no. 73712-40.			

17. Continuous socket box		Part no.	Application trunking	Application plate	Pack pc.
		73712-40	73083-42 73085-42	73651-42 73652-42 73653-42 73656-42 73657-42 73658-42 73660-42 73661-42 73662-42	6
		Colour: White RAL 9010		Material: U42X	
		Note: To install several attached outlets it is recommended to use Continuous box part no. 73712-40.			

Useful cross-sections (mm²)

Sizes (mm)	40x60	40x90	60x110	60x150		
Part numbers	U41X White RAL 9010		73071-42	73072-42	73083-42	73085-42
Distribution						
Without divider		 1530	 2315	 4780	 6540	
With divider		 705 705	 1100 1100	 1160 855 855 1160	 1595 1305 1305 1595	
Adaptation of switches and sockets						
With border and plate, without box			 895 895	 1160 680 680 1160	 1595 1090 1090 1595	
With border, plate and box				 1015 345 345 1015	 1595 615 615 1595	

COPYRIGHT: All trademarks, brands or distinctive signs, of any kind, that might appear in the present website are the property of Unex aparellaje eléctrico, S.L. or of third parties. The use or access to the present website and/or to its services should not be interpreted, under no circumstances, as conferring any rights to the User on the mentioned trademarks, brands or distinctive signs.

Furthermore, all Contents are the property of Unex aparellaje eléctrico, S.L. or of third parties. As stated in the mentioned Legal Notice, none of the operation rights existing or that might exist about the mentioned Contents should be understood as transferable to the User, beyond those strictly necessary for the correct use of the Portal and the Services.