



Mini trunking **78**

in **U41X** halogen free

Mini trunking 78 in U41X

Distribution and mounting of switches and sockets

- Trunking of small dimensions with external cover.
- One to two compartments to separate circuits.
- Halogen free (See raw material's technical data).

Raw material

U41X Mini trunking

U42X Fittings, accessories and switches and sockets adapters

Compliant 

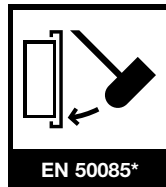
Safety:

Electrical



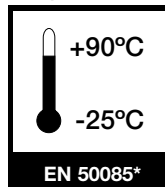
- Insulating material
- No earthing required

Mechanical



- IK07

Service temperature



Protection degree



- IP4X, mounted on the wall

In front of fire



- Glow-wire test 960 °C
- Non-flame propagator

Quality marks



ID.112121-2

Approvals



Bureau Veritas



FZ 123-FZ

Conformity declaration




Mini trunking 78 ►

Length: 2 m

White RAL 9010

See updated information of each part number on www.unex.net

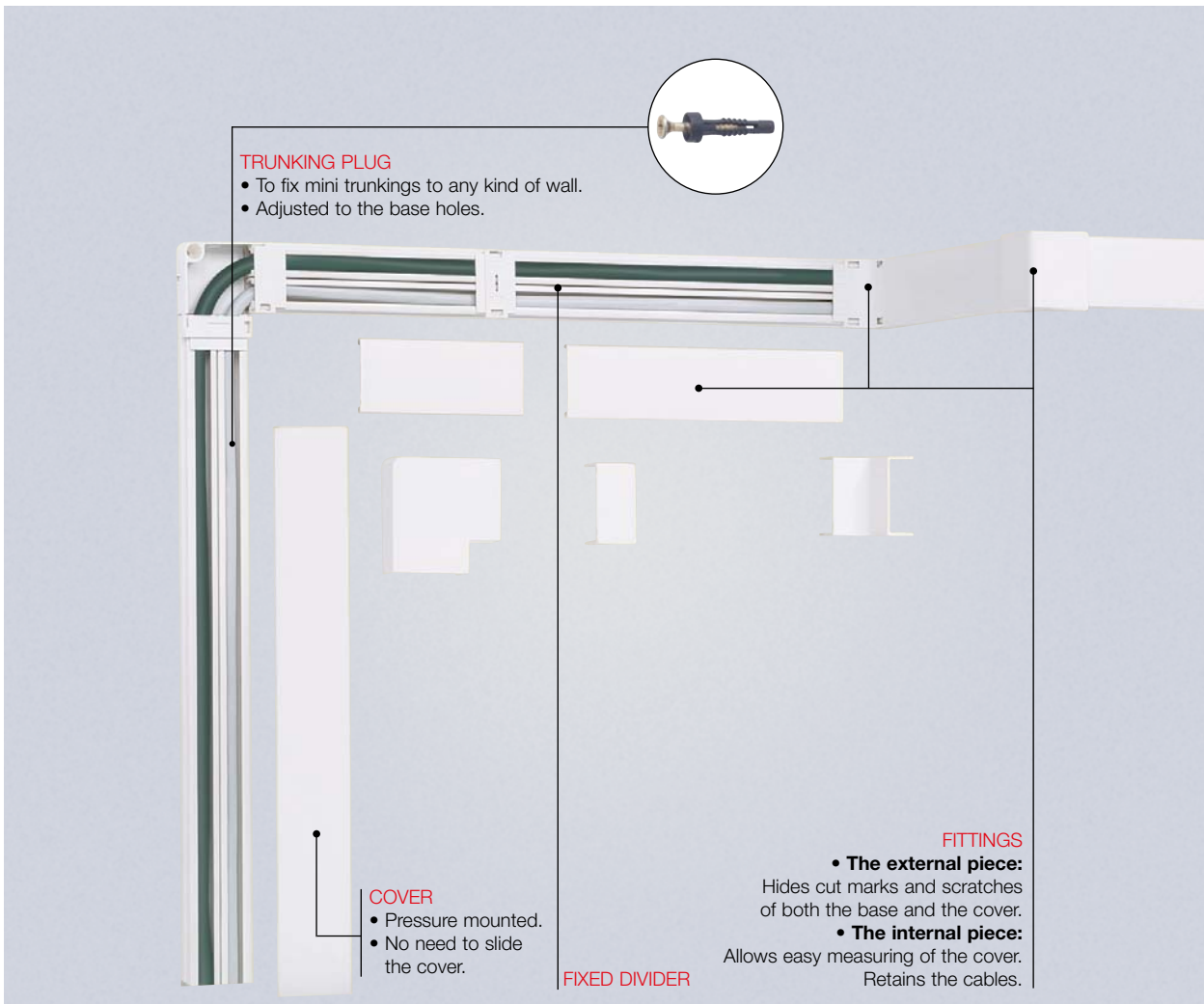
* BS EN 50085-2-1 is the UK implementation of EN 50085-2-1






Easy installation















Mini trunking and fittings



Wiring accessories, using Unex boxes

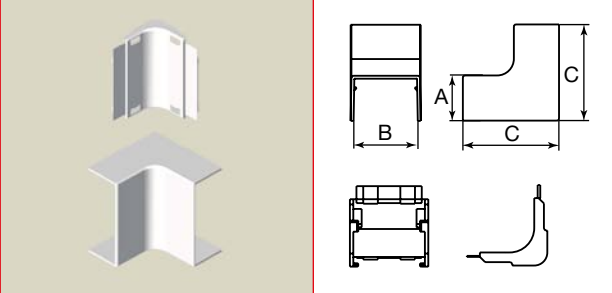
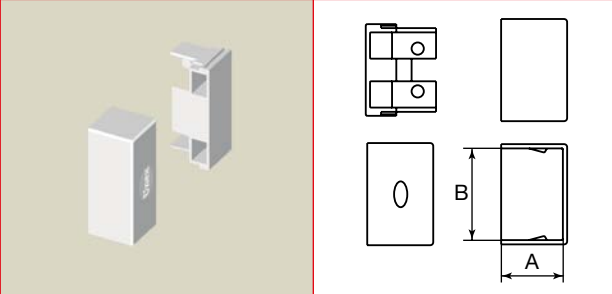
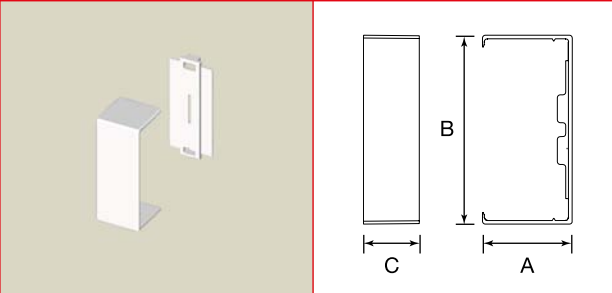
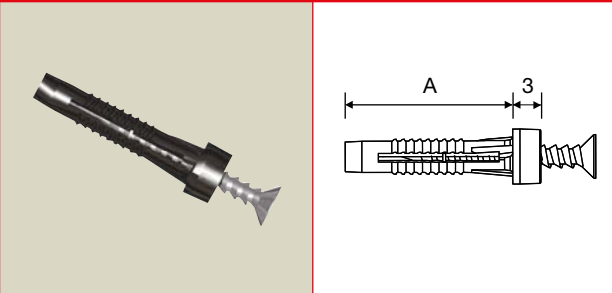

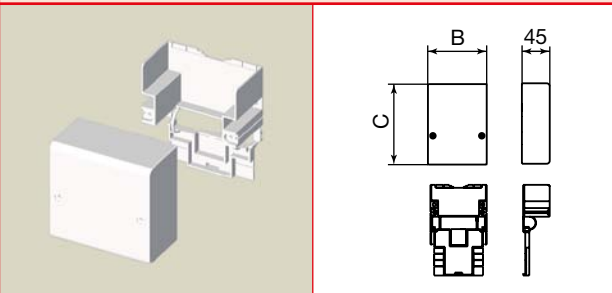



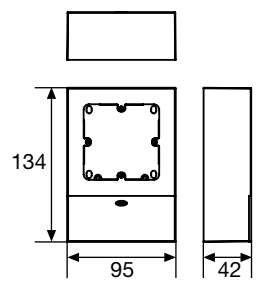

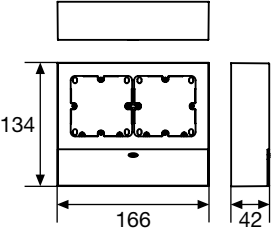

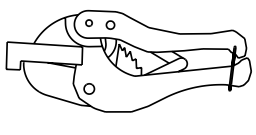
Mini trunking 78 in U41X

Mini trunking 78		Mini trunking sizes (mm)	10x22	16x30	20x50
		White RAL 9010 			
1		Mini trunking without divider 2 m	78022-42	78033-42	78045-42
2		Mini trunking with 1 divider 2 m			78095-42
Fittings in U42X					
3		Flat angle	78222-42	78233-42	78245-42
4		External angle	78272-42	78283-42	78295-42
5		Internal angle	78322-42	78333-42	78345-42
6		End cover	78372-42	78383-42	78395-42
7		Coupler	78522-42	78533-42	78545-42
Fixing elements en U63X					
8		Trunking plug Note: Use bit Ø 4 mm.	25104		
Connection and branch box in U42X					
9		Connection and branch box Note: 2 screws are included.	78503-42	78507-42	
Adapters for surface switches and sockets in U42X					
10		Adapter for 1 universal CEE-7 outlet	78740-42		
11		Adapter for 2 universal CEE-7 outlets	78741-42		
Tools					
12		Cutting tool To cut Mini trunking up to 20x30 mm.	78900		

Sizes (mm)




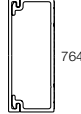
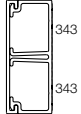
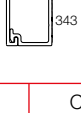
1. Mini trunking without divider (1 compartment)		Part no.	Sizes mm		Pack	
			A	B	m	
		78022-42	10	22	96	
		78033-42	16	30	60	
		78045-42	20	50	48	
Colour: White RAL 9010		Material: U41X				
<small>Note: Perforated base with one line of Ø 4 mm drill holes every 200 mm (Part no. 78045 with 2 lines of drill holes).</small>						
2. Mini trunking with 1 divider (2 compartments)		Part no.	Sizes mm		Pack	
			A	B	m	
		78095-42	20	50	48	
Colour: White RAL 9010		Material: U41X				
<small>Note: Perforated base with 2 lines of Ø 4 mm drill holes every 200 m.</small>						
3. Flat angle		Part no.	Sizes mm			Pack
			A	B	C	pc.
		78222-42	10	22	37	24
		78233-42	16	30	46	12
		78245-42	20	50	75	12
Colour: White RAL 9010		Material: U42X				
4. External angle		Part no.	Sizes mm			Pack
			A	B	C	pc.
		78272-42	10	22	26	24
		78283-42	16	30	33	12
		78295-42	20	50	41	12
Colour: White RAL 9010		Material: U42X				

5. Internal angle		Part no.	Sizes mm			Pack
			A	B	C	pc.
		78322-42	10	22	28	24
		78333-42	16	30	37	12
		78345-42	20	50	50	12
		Colour: White RAL 9010			Material: U42X	
6. End cover		Part no.	Sizes mm		Pack	
			A	B	pc.	
		78372-42	10	22	24	
		78383-42	16	30	12	
		78395-42	20	50	12	
		Colour: White RAL 9010			Material: U42X	
7. Coupler		Part no.	Sizes mm			Pack
			A	B	C	pc.
		78522-42	10	22	18	24
		78533-42	16	30	18	12
		78545-42	20	50	22	12
		Colour: White RAL 9010			Material: U42X	
8. Trunking plug		Part no.	Sizes mm	Diámetro plug mm	Pack	
			A		pc.	
		25104	21	4	1.000	
		Colour: Black			Material: U63X	
		Note: Use drill bit Ø 4 mm.				
		 Indoor use.				
9. Connection and branch box		Part no.	Sizes mm		Pack	
			B	C	pc.	
		78503-42	85	83	12	
		78507-42	95	130	6	
		Colour: White RAL 9010			Material: U42X	
		Note: 2 screws are included.				

10. Adapter 1 universal outlet		Part no.	Pack	
 		78740-42	12	
		Colour: White RAL 9010 Material: U42X Note: 2 pre-mounted screws and 2 trunking plugs part no. 25104 are included.		
11. Adapter 2 universal outlets		Part no.	Pack	
 		78741-42	6	
		Colour: White RAL 9010 Material: U42X Note: 4 pre-mounted screws and 2 trunking plugs part no. 25104 are included.		
12. Cutting tool		Part no.	Application	Pack
 		78900	Trunking	1
			78022-42 78033-42	

Useful cross-sections (mm²)

Recommended capacity with conductors H07V-K

Sizes (mm)		10x22	16x30	20x50	20x50	
Part numbers U41X White		78022-42	78033-42	78045-42	78095-42	
		 143	 323	 764	 343	 343
	Compartments	C1	C1	C1	C1	C1
Quantity or recommended conductors type H07V-K	1,5 mm ²	6	14	32	14	14
	2,5 mm ²	4	9	21	9	9
	4 mm ²	3	7	17	7	7
	6 mm ²	2	4	10	4	4

