

Trunking **73** white in **U23X**


For distribution, with possibility to mount switches and sockets

- External lid with possibility to make additional compartments by means of a divider.
- For conduction and protection of power and communication cables.
- **Suitable for cable distribution in outdoor applications.**

Raw material

U23X Trunking

U24X Fittings, accessories and switches and sockets adapters

Compliant 

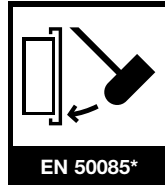
Safety

Electrical




- Insulating material
- No earthing required

Mechanical



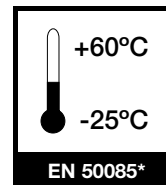
- **IK08**

Corrosion




- Good resistance to corrosion and to chemical agents

Service temperature



Outdoors



- Suitable for outdoor use

Protection degree



- **IP4X**, mounted on the wall

In front of fire



- Glow-wire test **960°C**
- Non-flame propagator
- Reaction to fire, Class M1 acc./ UNE 23727 and NF P 92.507

Quality marks



Approvals



Bureau Veritas



FZ 123-FZ



NI 52.40.02

Conformity declaration



Trunking **73** ►

Length: 3 m

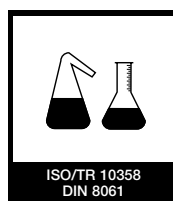
White RAL 9010

See updated information of each part number on www.unex.net

* BS EN 50085-2-1 is the UK implementation of EN 50085-2-1.







ISO/TR 10358
DIN 8061

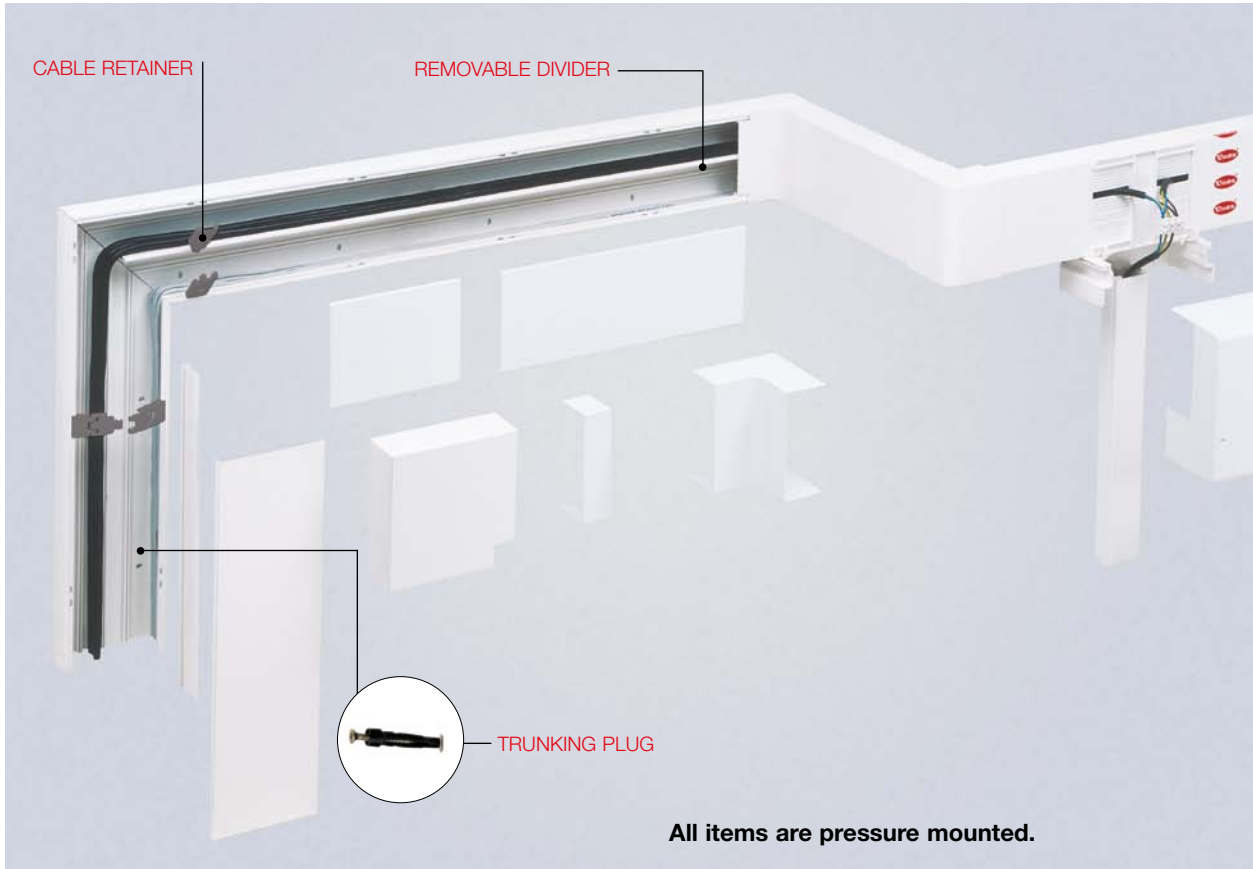
**Good resistance
to corrosion and to
chemical agents.**



**Suitable for
outdoor use**

Easy installation

Trunking and fittings




FITTINGS

Internal angle



External angle



Fittings in 2 pieces:

- **The internal piece** allows easy measuring of the cover and holds the cables.
- **The external piece** covers the cut marks of base and cover and assures protection degree IP4X.

PROTECTION OF DATA CABLES

Flat angle



Protection of data cables

Allows you to keep the right bending radius.

FIRM HOLDING OF THE COVER: REMOVABLE ONLY WITH THE AID OF A TOOL

Cable retainer



Retains the cables. Allows independent access to each circuit.

Flexibility to combine a variety of switches and sockets



UNIVERSAL CEE

- Simón* 31, 75, 88, 82
- ABB*
- Mosaic*, Decor*
- BJC*
- Bticino*
- Gewiss*
- Jung*
- Berker*
- Eunea*
- Niessen*

MODULAR

- ABB-Stylo*
- Simón* 27
- Mosaic*
- Simon Connect* K45 (and compatible Mosaic*)

INDUSTRIAL

- S/ EN 60309

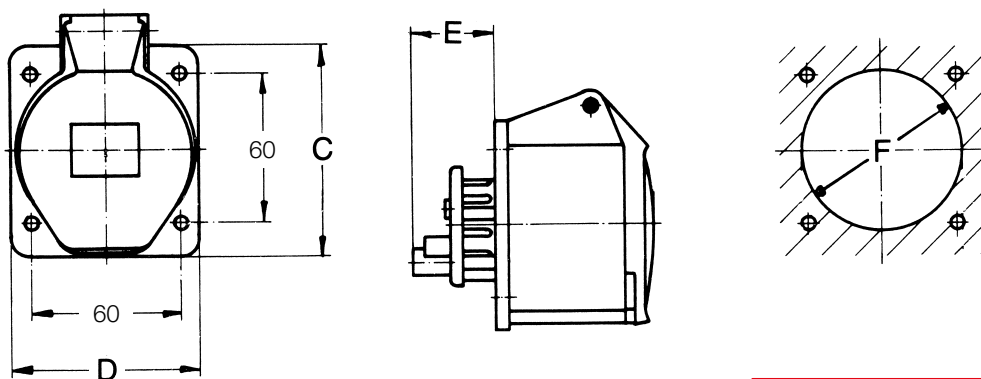
DIN (bipolar)

- MCB's (Miniature circuit breakers)
- RCD's (Residual current devices)


MODULAR 25 (1) (american)

- Bticino*
- Unica-Allegro* (3 modules)
- Gewiss*
- Niessen*

Mounting of industrial sockets CEE17



Set	Sizes (mm)			
	C	D	E	F
Plate 73672-2 + Adapter 73678 + Box 73722	75	75	46	54
Plate 73672-2 + Adapter 73678 + Box 73732	75	75	53	54



Trunking 73 white in **U23X**

Trunking 73		Trunking sizes (mm)	30x40	30x60	40x40	40x60	40x90
White RAL 9010 (ref. 73xxx-2) <input type="checkbox"/>							
Maximum number of compartments			1	2	1	2	2
1	 Trunking 3 m Note: 1 cable retainer every 0,5 m is included.		73010-2	73061-2	73020-2	73071-2	73072-2
Accessories in U23X							
2	 Divider 3 m			73810			73820
Fittings in U24X							
3	 Flat angle		73210-2	73211-2	73220-2	73221-2	73222-2
4	 External angle		73260-2	73261-2	73270-2	73271-2	73272-2
5	 Outer variable angle		73309-2				
6	 Internal angle		73310-2	73311-2	73320-2	73321-2	73322-2
7	 Inner variable angle		73359-2				
8	 End cover		73360-2	73361-2	73370-2	73371-2	73372-2
9	 Coupler		73510-2	73511-2	73520-2	73521-2	73522-2
10	 Straight derivation Branching to a trunking of equal height.				73420-2	73421-2	73422-2

40x110	60x90	60x110	60x130	60x150	60x190	60x230
4	2	4	4	4	6	6
73073-2	73082-2	73083-2	73084-2	73085-2	73086-2	73088-2
73820						
73830						
73223-2						
73223-2	73232-2	73233-2	73234-2	73235-2	73236-2	73238-2
73273-2	73282-2	73283-2	73284-2	73285-2	73286-2	73288-2
73309-2						
73323-2	73332-2	73333-2	73334-2	73335-2	73336-2	73338-2
73359-2						
73373-2	73382-2	73383-2	73384-2	73385-2	73386-2	73388-2
73523-2	73532-2	73533-2	73534-2	73535-2	73536-2	73538-2
73423-2	73432-2	73433-2		73435-2		

See next page








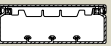









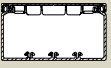




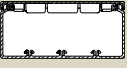




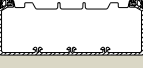
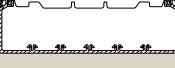
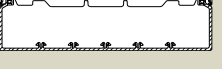
Trunking 73 white in **U23X**

Trunking 73		Trunking sizes (mm)	30x40	30x60	40x40	40x60	40x90	
White RAL 9010 (ref. 73xxx-2) <input type="checkbox"/>								
Maximum number of compartments			1	2	1	2	2	
1		Trunking 3 m Note: 1 cable retainer every 0,5 m is included.	73010-2	73061-2	73020-2	73071-2	73072-2	
Connection and branch box in U24X								
11		Connection and branch box 110x150x74	73461-2					
12		145x145x90	73471-2					
		220x220x112						73485-2
		300x300x112						
Cable protection elements in U24X								
13		Corner-piece flat angle	73880					
14		Corner-piece external angle		93870			93870	
Other accessories in U24X								
15		Cable retainer Note: 1 cable retainer every 0,5 m is included.	73850	73851	73850	73851	73852	
16		Junction Note: Use PVC screws ref. 66809.				70570		
Fixing elements in U63X								
17		Trunking plug Note: Use drill bit Ø 6 mm. Indoor use.	25106					
















40x110	60x90	60x110	60x130	60x150	60x190	60x230
4	2	4	4	4	6	6
73073-2	73082-2	73083-2	73084-2	73085-2	73086-2	73088-2
73461-2						
73485-2						
73488-2						73488-2
73880						
93870						
73853	73852	73853	73854	73855	73856	73858
70570	70580					
25106						

See next page


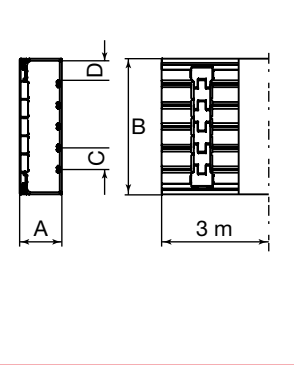
Mounting of switches and sockets


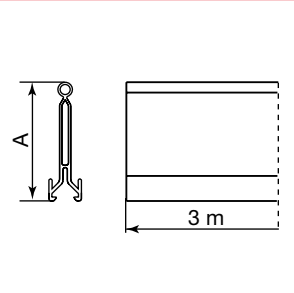
		Plate for mounting of universal switches and sockets						
		Border	18	19	20	21	22	23
								
			60 mm	45x45 mm	45x45 mm	45x45 mm	83,5 mm	
			Universal (1)	Mosaic*, Simon Connect* K45, and compatible	ABB Niessen- Stylo*	Simon* 27	Universal	
			18	19	20	21	22	23
Trunkings 73	73072-2 	40X90	73642-2					
	73073-2 	40X110	73643-2					
	73082-2 	60X90	73642-2					
	73083-2 	60X110	73643-2					
	73084-2 	60X130	73644-2					
	73085-2 	60X150	73645-2					
	73086-2 	60X190	-	-	-	-	-	-
	73088-2 	60X230	-	-	-	-	-	-


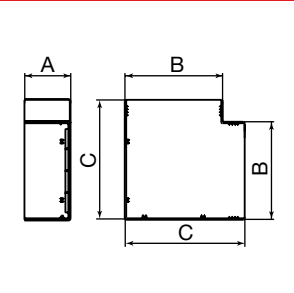
- (1) To install universal switches and sockets (CEE 7) 2 screws are included.
- (2) Due to their sizes, DIN outlets can only be mounted on trunkings 60x130 or bigger, and without box.
- (3) To fix the Flexible runway 51 to the Trunking 73 it is necessary to use the plate part no. 73751-2 and a frame corresponding to the size of the trunking, or the box part no. 73702.
- (4) Use industrial switches and sockets (CEE-17) with drills for fixing with screws at 60mm distance. See sizes page 93-94.


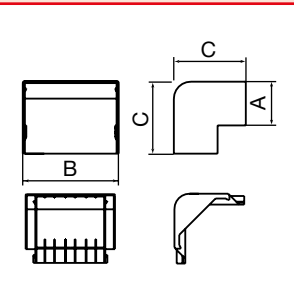
Mounting of universal switches and sockets		Adaptation	Socket boxes			
 DIN (2)	 Industrial CEE 17 (4)	 Universal adapter for flexible runway (3)	 1 CEE socket box	 Direct mounting socket box	 Continuous socket box Note: Includes divider ref. 73713	 Continuous box divider
24	25-26-27	28	29	30	31	
-	-		-		-	-
-	 73672-2 +  73678 +  73722		73710	-	73712	73713
-	-		-		-	-
 73659-2	 73672-2 +  73678 +  73732	 51630-2	73710		73712	73713
-	-			73702		
-	-		-		-	-

Sizes (mm)


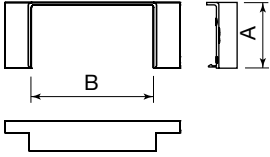
1. Trunking		Part no.	Sizes mm				Max. no. of compart.	Pack m
			A	B	C	D		
		73010-2	30	40	0	0	1	48
		73020-2	40	40	0	0	1	48
		73061-2	30	60	0	30	2	36
		73071-2	40	60	0	30	2	36
		73072-2	40	90	0	45	2	24
		73073-2	40	110	25	30	4	24
		73082-2	60	90	0	45	2	24
		73083-2	60	110	25	30	4	18
		73084-2	60	130	30	35	4	12
		73085-2	60	150	35	40	4	12
		73086-2	60	190	30	35	6	12
		73088-2	60	230	35	45	6	6
		Colour: White RAL 9010					Material: U23X	
		Note: 1 cable retainer every 0,5 m is included. Perforated base every 250 mm.						


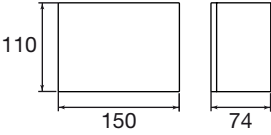
2. Divider		Part no.	Sizes mm	Pack m
			A	m
		73810	25	72
		73820	34	72
		73830	53	72
		Material: U23X		


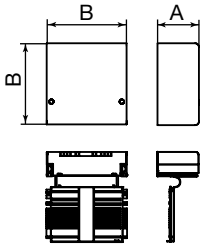
3. Flat angle		Part no.	Sizes mm			Pack pc.	
			A	B	C	pc.	
		73210-2	30	40	74	6	
		73211-2	30	60	94	6	
		73220-2	40	40	74	6	
		73221-2	40	60	94	6	
		73222-2	40	90	124	6	
		73223-2	40	110	144	6	
		73232-2	60	90	124	6	
		73233-2	60	110	144	6	
		73234-2	60	130	164	6	
		73235-2	60	150	184	6	
		73236-2	60	190	224	4	
		73238-2	60	230	264	4	
		Colour: White RAL 9010					Material: U24X


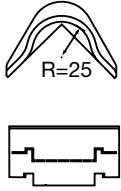
4. External angle		Part no.	Sizes mm			Pack pc.	
			A	B	C	pc.	
		73260-2	30	40	72	6	
		73261-2	30	60	72	6	
		73270-2	40	40	82	6	
		73271-2	40	60	82	6	
		73272-2	40	90	82	6	
		73273-2	40	110	82	6	
		73282-2	60	90	102	6	
		73283-2	60	110	102	6	
		73284-2	60	130	102	6	
		73285-2	60	150	102	6	
		73286-2	60	190	102	4	
		73288-2	60	230	102	4	
		Colour: White RAL 9010					Material: U24X


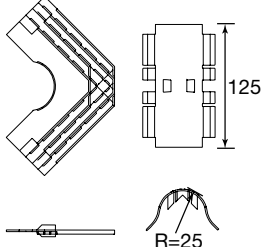
5. Outer variable angle		Part no.	Application	Pack
			Trunking	pc.
		73309-2	73010-2 73020-2 73061-2 73071-2 73072-2 73082-2 73073-2 73083-2 73084-2 73085-2 73086-2 73088-2	4
		Colour: White RAL 9010		Material: U24X
6. Internal angle		Part no.	Sizes	Pack
			mm	pc.
		73310-2	30 40 72	6
		73311-2	30 60 72	6
		73320-2	40 40 92	6
		73321-2	40 60 92	6
		73322-2	40 90 92	6
		73323-2	40 110 92	6
		73332-2	60 90 132	6
		73333-2	60 110 132	6
		73334-2	60 130 132	6
		73335-2	60 150 132	6
		73336-2	60 190 132	4
		73338-2	60 230 132	4
		Colour: White RAL 9010		Material: U24X
7. Inner variable angle		Part no.	Application	Pack
			Trunking	pc.
		73359-2	73010-2 73020-2 73061-2 73071-2 73072-2 73082-2 73073-2 73083-2 73084-2 73085-2 73086-2 73088-2	4
		Colour: White RAL 9010		Material: U24X
8. End cover		Part no.	Sizes	Pack
			mm	pc.
		73360-2	30 40	6
		73361-2	30 60	6
		73370-2	40 40	6
		73371-2	40 60	6
		73372-2	40 90	6
		73373-2	40 110	6
		73382-2	60 90	6
		73383-2	60 110	6
		73384-2	60 130	6
		73385-2	60 150	6
		73386-2	60 190	6
		73388-2	60 230	6
		Colour: White RAL 9010		Material: U24X
		Note: 2 screws are included.		
9. Coupler		Part no.	Sizes	Pack
			mm	pc.
		73510-2	30 40 20	12
		73511-2	30 60 20	12
		73520-2	40 40 20	12
		73521-2	40 60 20	12
		73522-2	40 90 20	12
		73523-2	40 110 30	12
		73532-2	60 90 30	12
		73533-2	60 110 30	12
		73534-2	60 130 40	12
		73535-2	60 150 40	6
		73536-2	60 190 40	6
		73538-2	60 320 40	6
		Colour: White RAL 9010		Material: U24X

10. Straight derivation		Part no.	Sizes mm		Pack
		A	B	pc.	
		73420-2	40	40	12
73421-2	40	60	12		
73422-2	40	90	12		
73423-2	40	110	12		
73432-2	60	90	12		
73433-2	60	110	12		
73435-2	60	150	12		
		Colour: White RAL 9010		Material: U24X	

11. Connection and branch box		Part no.	Application Trunking	Pack
				pc.
		73461-2	73010-2 73061-2 73020-2 73071-2 73072-2 73073-2	
		Colour: White RAL 9010		Material: U24X
		Note: 2 screws are included.		

12. Connection and branch box		Part no.	Sizes mm		Application Trunking	Pack
		A	B			pc.
		73471-2	90	145	73010-2 73061-2 73020-2 73071-2	
73485-2	112	220	73072-2 73073-2 73085-2 73083-2 73084-2			2
73488-2	112	300	73085-2 73086-2 73088-2			1
		Colour: White RAL 9010		Material: U24X		
		Note: 2 screws are included.				

13. Corner-piece flat angle		Part no.	Application Trunking	Pack
				pc.
		73880	73010-2 73020-2 73061-2 73071-2 73072-2 73082-2 73073-2 73083-2 73084-2 73085-2 73086-2 73088-2	
				Material: U24X

14. Corner-piece external angle		Part no.	Application Trunking	Pack
				pc.
		93870	73061-2 73071-2 73072-2 73082-2 73073-2 73083-2 73084-2 73085-2 73086-2 73088-2	
				Material: U24X

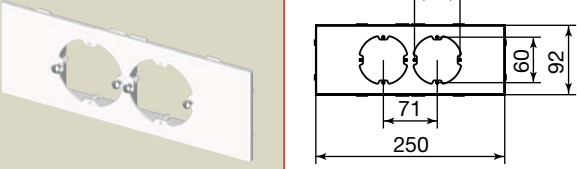
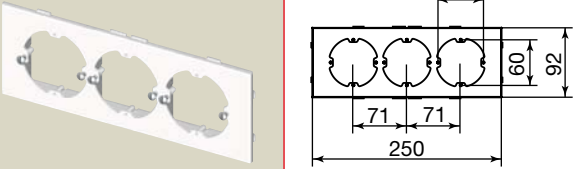
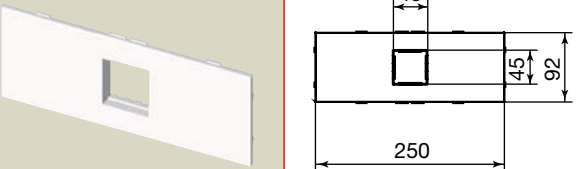
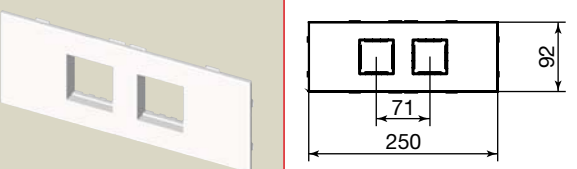
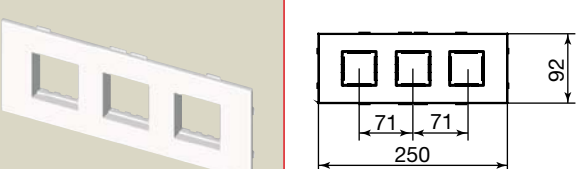
15. Cable retainer		Part no.	Application Trunking	Pack pc.
		73850	30 x 40	48
		73851	40 x 40	48
		70064	30 x 60	48
		73852	40 x 60	50
		73853	60 x 60	48
		73854	40 x 90	48
		73855	60 x 90	48
		73856	40 x 110	48
		73858	60 x 110	48
			60 x 150	48
			60 x 190	48
			60 x 230	48
Material: U24X				
Note: 1 cable retainer every 0,5 m is included.				

16. Junction		Part no.	Sizes mm	Application Trunking height (mm)	Pack pc.	
			A	B		
		70570	80	150	40	50
		70580	120	215	60	50
Material: U24X						
Note: Use PVC screws part no. 66809.						


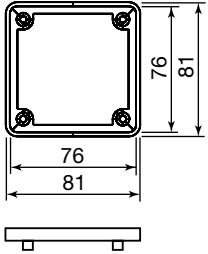
17. Trunking plug		Part no.	Sizes mm	Diameter plug mm	Pack pc.	
			A	B		
		25106	35	5	6	1.000
Colour: Black				Material: U63X		
Note: Use drill bit Ø 4 mm and Ø 6 mm.						
⚠ Indoor use.						


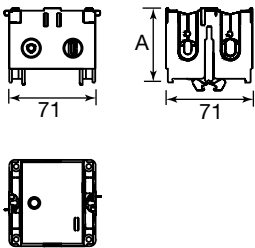
18. Border		Part no.	Sizes mm	Application Trunking	Pack pc.	
			B	C		
		73642-2	90	276	73072-2	12
		73643-2	110	281	73082-2	12
					73073-2	
		73644-2	130	286	73083-2	6
		73645-2	150	292	73084-2	6
					73085-2	
Colour: White RAL 9010				Material: U24X		


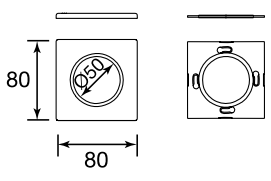
19. Universal (CEE) plate 1 outlet		Part no.	Application border	Application box	Pack pc.
		73651-2	73642-2 73643-2 73644-2 73645-2	73710 73712	12
Colour: White RAL 9010				Material: U24X	
Note: To install universal switches and sockets (CEE 7) 2 screws are included.					

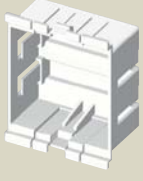
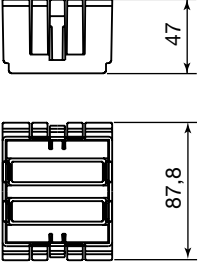
<p>19. Universal (CEE) plate 2 outlets</p> 	<table border="1"> <thead> <tr> <th>Part no.</th> <th>Application border</th> <th>Application box</th> <th>Pack pc.</th> </tr> </thead> <tbody> <tr> <td>73652-2</td> <td>73642-2 73643-2 73644-2 73645-2</td> <td>73710 73712</td> <td>12</td> </tr> </tbody> </table> <p>Colour: White RAL 9010 Material: U24X Note: To install universal switches and sockets (CEE 7) 4 screws are included.</p>	Part no.	Application border	Application box	Pack pc.	73652-2	73642-2 73643-2 73644-2 73645-2	73710 73712	12								
Part no.	Application border	Application box	Pack pc.														
73652-2	73642-2 73643-2 73644-2 73645-2	73710 73712	12														
<p>19. Universal (CEE) plate 3 outlets</p> 	<table border="1"> <thead> <tr> <th>Part no.</th> <th>Application border</th> <th>Application box</th> <th>Pack pc.</th> </tr> </thead> <tbody> <tr> <td>73653-2</td> <td>73642-2 73643-2 73644-2 73645-2</td> <td>73710 73712</td> <td>12</td> </tr> </tbody> </table> <p>Colour: White RAL 9010 Material: U24X Note: To install universal switches and sockets (CEE 7) 6 screws are included.</p>	Part no.	Application border	Application box	Pack pc.	73653-2	73642-2 73643-2 73644-2 73645-2	73710 73712	12								
Part no.	Application border	Application box	Pack pc.														
73653-2	73642-2 73643-2 73644-2 73645-2	73710 73712	12														
<p>20-22. Modular outlets plate (2 modules 22,5x45)</p> 	<table border="1"> <thead> <tr> <th>Part no.</th> <th>Outlets trademarks</th> <th>Application box</th> <th>Pack pc.</th> </tr> </thead> <tbody> <tr> <td>73660-2</td> <td>Simon*27 (1)</td> <td>73710</td> <td>12</td> </tr> <tr> <td>73656-2</td> <td>Mosaic* (2)</td> <td>73712</td> <td>12</td> </tr> </tbody> </table> <p>Colour: White RAL 9010 Material: U24X (1): Admits 1 module (45x45) (2): Admits 1 outlet of 2 modules (45x45) and data connectors with Mosaic* fixing.</p>	Part no.	Outlets trademarks	Application box	Pack pc.	73660-2	Simon*27 (1)	73710	12	73656-2	Mosaic* (2)	73712	12				
Part no.	Outlets trademarks	Application box	Pack pc.														
73660-2	Simon*27 (1)	73710	12														
73656-2	Mosaic* (2)	73712	12														
<p>20-21-22. Modular outlets plate (4 modules)</p> 	<table border="1"> <thead> <tr> <th>Part no.</th> <th>Outlets trademarks</th> <th>Application box</th> <th>Pack pc.</th> </tr> </thead> <tbody> <tr> <td>73661-2</td> <td>Simon*27 (1)</td> <td>73710</td> <td>12</td> </tr> <tr> <td>73664-2</td> <td>ABB-Stylo* (2)</td> <td>73710</td> <td>12</td> </tr> <tr> <td>73657-2</td> <td>Mosaic* (3)</td> <td>73712</td> <td>12</td> </tr> </tbody> </table> <p>Colour: White RAL 9010 Material: U24X (1): Admits 2 modules (45x45) (2): Admits 2 outlets of 2 modules (44x44) (3): Admits 2 outlets of 2 modules (45x45) and data connectors with Mosaic* fixing.</p>	Part no.	Outlets trademarks	Application box	Pack pc.	73661-2	Simon*27 (1)	73710	12	73664-2	ABB-Stylo* (2)	73710	12	73657-2	Mosaic* (3)	73712	12
Part no.	Outlets trademarks	Application box	Pack pc.														
73661-2	Simon*27 (1)	73710	12														
73664-2	ABB-Stylo* (2)	73710	12														
73657-2	Mosaic* (3)	73712	12														
<p>20-21-22. Modular outlets plate (6 modules)</p> 	<table border="1"> <thead> <tr> <th>Part no.</th> <th>Outlets trademarks</th> <th>Application box</th> <th>Pack pc.</th> </tr> </thead> <tbody> <tr> <td>73662-2</td> <td>Simon*27 (1)</td> <td>73710</td> <td>12</td> </tr> <tr> <td>73665-2</td> <td>ABB-Stylo* (2)</td> <td>73710</td> <td>12</td> </tr> <tr> <td>73658-2</td> <td>Mosaic* (3)</td> <td>73712</td> <td>12</td> </tr> </tbody> </table> <p>Colour: White RAL 9010 Material: U24X (1): Admits 3 modules (45x45) (2): Admits 3 outlets of 2 modules (44x44) (3): Admits 3 outlets of 2 modules (45x45) and data connectors with Mosaic* fixing.</p>	Part no.	Outlets trademarks	Application box	Pack pc.	73662-2	Simon*27 (1)	73710	12	73665-2	ABB-Stylo* (2)	73710	12	73658-2	Mosaic* (3)	73712	12
Part no.	Outlets trademarks	Application box	Pack pc.														
73662-2	Simon*27 (1)	73710	12														
73665-2	ABB-Stylo* (2)	73710	12														
73658-2	Mosaic* (3)	73712	12														


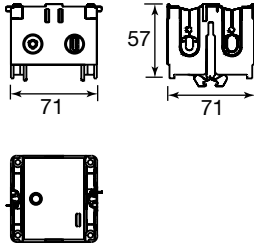
20-21-22. Modular outlets plate (10 modules)		Part no.	Outlets trademarks	Application box	Pack pc.		
		73670-2	Simon*27 (1)	73712	12		
		73671-2	ABB-Stylo* (2)	73712	12		
		73669-2	Mosaic* (3)	73712	12		
Colour: White RAL 9010		Material: U24X					
(1): Admits 5 modules (45x45) (2): Admits 5 outlets of 2 modules (44x44) (3): Admits 5 outlets of 2 modules (45x45) and data connectors with Mosaic* fixing.							
23. Plate Modular 25 (3 modules)		Part no.	Outlets trademarks	Application box	Pack pc.		
		73666-2	73642-2 73643-2 73644-2 73645-2	73712	12		
		Colour: White RAL 9010		Material: U24X			
		Note: American plate. 2 screws are included.					
		23. Plate Modular 25 (2x3 modules)		Part no.	Outlets trademarks	Application box	Pack pc.
				73667-2	73642-2 73643-2 73644-2 73645-2	73712	12
Colour: White RAL 9010				Material: U24X			
Note: American plate. 4 screws are included.							
24. DIN Rail circuit-breakers plate (1 to 12 modules)				Part no.	Application trunking	Application border	Pack pc.
				73659-2	73084-2 73085-2	73644-2 73645-2	8
		Colour: White RAL 9010		Material: U24X			
25. Industrial (CEE 7) outlets plate		Part no.	Application border	Application box	Pack pc.		
		73672-2	73643-2 73644-2 73645-2	73722 73732	12		
		Colour: White RAL 9010		Material: U24X			
		Note: It is necessary to use the box and adapter part no. 73678. Use industrial switches and sockets according to standard CEE17 s/EN 60309.					

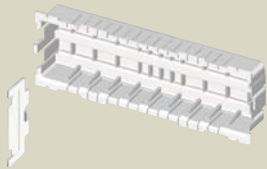
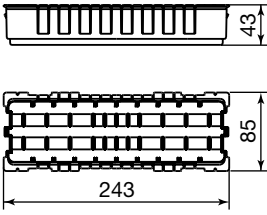
26. Adapter		Part no.	Application box	Application plate	Pack pc.
		73678	73722 73732	73672-2	12
		<p>Note: 4 screws are included. Use industrial switches and sockets according to standard CEE17 s/EN 60309.</p>			

27. Industrial socket box		Part no.	Sizes mm	Application trunking	Pack pc.
		73722	49	73073-2	12
		73732	67	73083-2 73084-2 73085-2 73086-2	12
<p>Note: Use these boxes with adapter part no. 73678.</p>					















28. Universal runway adapter		Part no.	Application trunking	Application plate	Pack pc.
		51630-2	73072-2 73073-2 73083-2 73084-2 73085-2 73086-2	73651-2	12
		<p>Colour: White RAL 9010 Material: U24X</p>			









































29. 1 Universal CEE socket box		Part no.	Application trunking	Application plate	Pack pc.
		73710	73073-2 73083-2 73084-2 73085-2 73086-2	73651-2 73652-2 73653-2 73656-2 73657-2 73658-2 73660-2 73661-2 73662-2 73664-2 73665-2	18
		<p>Material: U24X</p> <p>Note: To install several attached outlets it is recommended to use continuous box part no. 73712.</p>			

30. Direct mounting socket box		Part no.	Application trunking	Pack pc.
		73702	73083-2 73084-2 73085-2 73086-2 73088-2	12
		Note: Use switches and sockets according to standard CEE 7. Material: U24X Not essential for the mounting of switches and sockets. Use only when necessary to separate connections.		

31. Continuous socket box		Part no.	Application trunking	Application plate	Pack pc.
		73712	73073-2 73083-2 73084-2 73085-2 73086-2	73651-2 73652-2 73653-2 73656-2 73657-2 73658-2 73660-2 73661-2 73662-2 73664-2 73665-2	6
		Note: To install several attached outlets it is recommended to use continuous box part no. 73712. A divider, part no. 73713 is included.			

Useful cross-sections (mm²)

Sizes (mm)	30x40	30x60	40x40	40x60
Part numbers U23X White RAL 9010	73010-2	73061-2	73020-2	73071-2
Distribution				
Without divider 	 670	 980	 1020	 1530
With divider 		 450 450		 705 705
With divider and corner-piece 				 425 425
Adaptation of switches and sockets				
With border and plate, without box 				
With border, plate and box 				
Industrial outlets according to EN 60309, with plate and box fixed to the base of the trunking 				
DIN 12 modules with plate 				

40x90	40x110	60x90	60x110	60x130	60x150	60x190	60x230
73072-2	73073-2	73082-2	73083-2	73084-2	73085-2	73086-2	73088-2
 2315	 2780	 3930	 4780	 5700	 6540	 8205	 9930
 1100 1100	 700 515 515 700	 1840 1840	 1160 855 855 1160	 1395 1085 1085 1395	 1595 1305 1305 1595	 1345 1070 1070 1070 1070 1345	 1790 1285 1285 1285 1285 1790
 660 660	 420 310 310 420	 1415 1415	 900 695 695 900	 1080 865 865 1080	 1230 1025 1025 1230	 1040 850 850 850 850 1040	 1290 825 825 825 825 1380
 895 895	 700 330 330 700	 1610 1610	 1160 680 680 1160	 1395 860 860 1395	 1595 1090 1090 1595		
	 565 565		 1015 345 345 1015	 1355 490 490 1355	 1595 615 615 1595		
	 500 500		 850 850	 1290 1290	 1595 1595		
				 910 910	 1300 1300		

COPYRIGHT: All trademarks, brands or distinctive signs, of any kind, that might appear in the present website are the property of Unex aparellaje eléctrico, S.L. or of third parties. The use or access to the present website and/or to its services should not be interpreted, under no circumstances, as conferring any rights to the User on the mentioned trademarks, brands or distinctive signs.

Furthermore, all Contents are the property of Unex aparellaje eléctrico, S.L. or of third parties. As stated in the mentioned Legal Notice, none of the operation rights existing or that might exist about the mentioned Contents should be understood as transferable to the User, beyond those strictly necessary for the correct use of the Portal and the Services.