

Trunking **30**
in **U23X**


Trunking **30** in **U23X**

For conduction and neat finishing of HVAC installations with split-type equipment

- **Suitable for outdoor use.**
- Firm holding of the cover.
- Complete system of fittings.
- Can be painted.
- **Protective film.**

Raw material

U23X Trunking
U24X Fittings

Compliant 

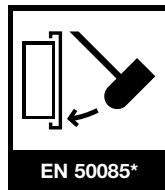
Safety

Electrical



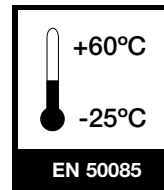
- Insulating material
- No earthing required

Mechanical




- **IK08**

Service temperature



Outdoors



- Suitable for outdoor use

Quality marks



Approvals



Conformity declaration




Trunking 30 ►

Length: 2 m

White RAL 9010

See updated information of each part number on www.unex.net


* BS EN 50085-2-1 is the UK implementation of EN 50085-2-1







Neat finishing




Safety

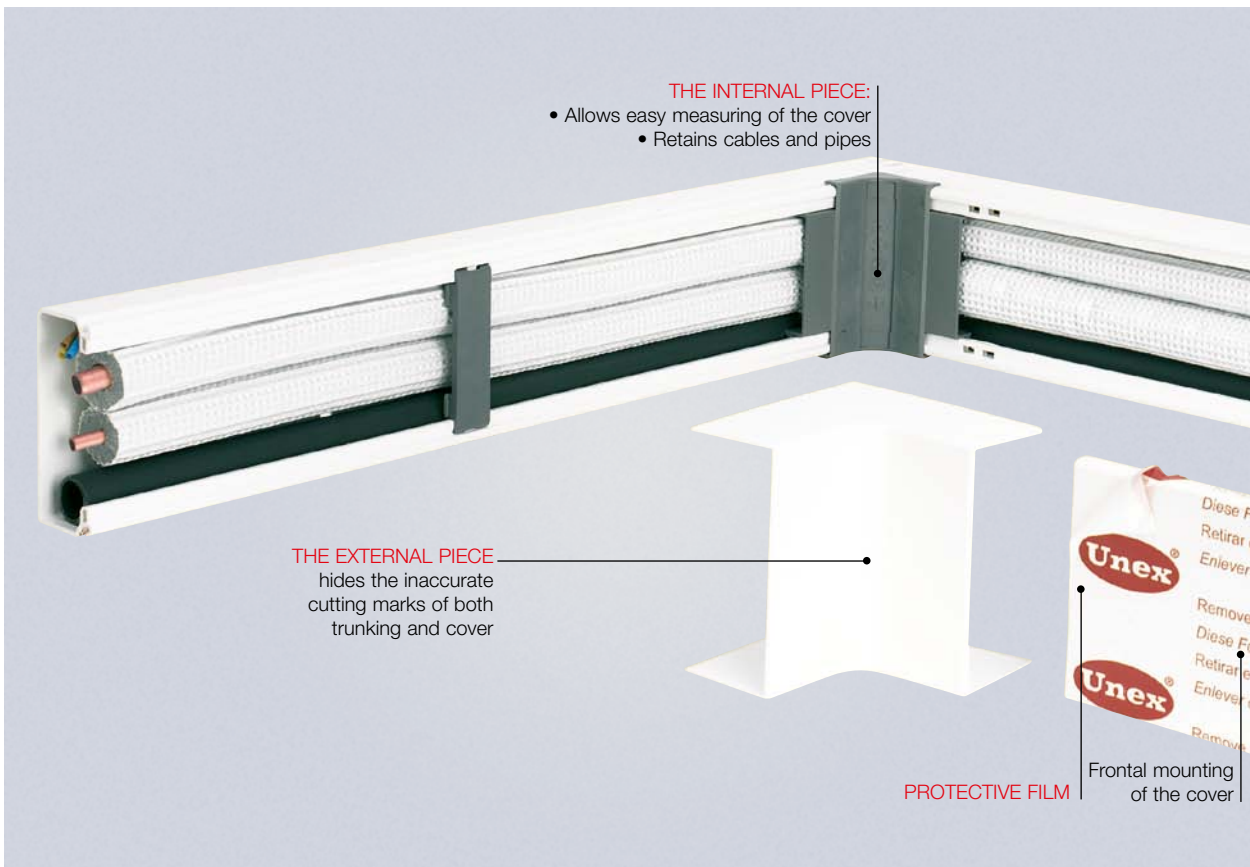


Easy mounting

Trunkings and pipes



Fittings

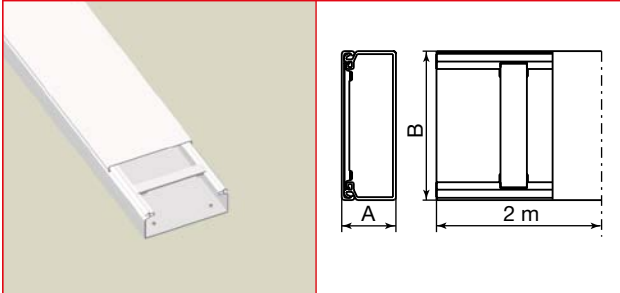
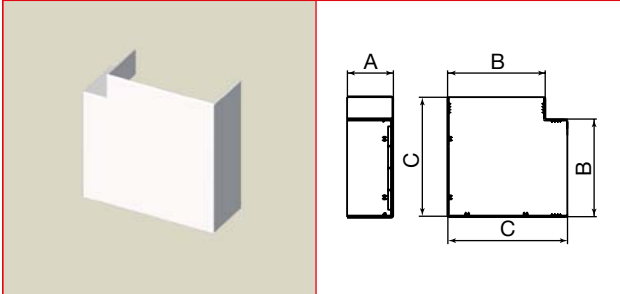
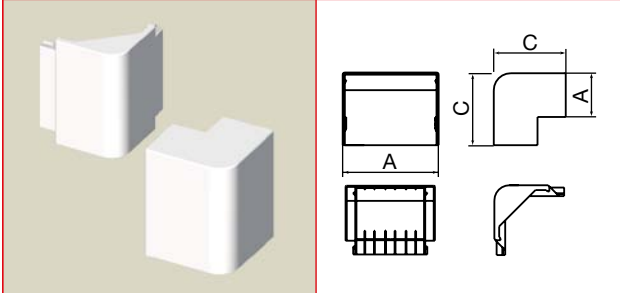
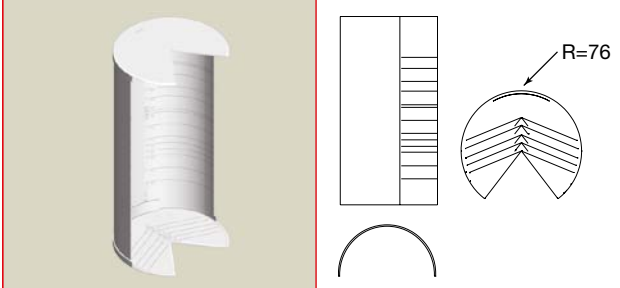


Trunking 30 in U23X

Trunking 30		Trunking sizes (mm)	30x40	40x60
		White RAL 9010 <input type="checkbox"/>		
1		Trunking 2 m	73110-2	30021-2
Fittings in U24X				
2		Flat angle	73210-2	73221-2
3		External angle	73260-2	73271-2
4		Outer variable angle	73309-2	
5		Internal angle	73310-2	73321-2
6		Inner variable angle	73359-2	
7		End cover	73360-2	73371-2
8		Coupler	73510-2	73521-2
9		Straight derivation Branching to a trunking of equal height.		73421-2
Accessories in U24X				
10		Retainer	73850	70064
Fixing elements in U63X				
11		Trunking plug Note: Use drill bit Ø 6 mm.	25106	

40x90	60x60	60x90	60x110
			
30022-2	30031-2	30032-2	30033-2
73222-2			
73222-2	73231-2	73232-2	73233-2
73272-2	73281-2	73282-2	73283-2
73309-2			
73322-2	73331-2	73332-2	73333-2
73359-2			
73372-2	73381-2	73382-2	73383-2
73522-2	73531-2	73532-2	73533-2
73422-2		73432-2	73433-2
70094	70064	70094	70114
25106			

Sizes (mm)

1. Trunking		Part no.	Sizes mm		Pack		
				m			
		A	B				
		73110-2	30	40	32		
		30021-2	40	60	24		
		30022-2	40	90	24		
		30031-2	60	60	24		
		30032-2	60	90	18		
		30033-2	60	110	18		
		Colour: White RAL 9010		Material: U23X			
		Note: 1 pre-mounted cable retainer every 0,5 m is included. Perforated base every 250 mm.					
2. Flat angle		Part no.	Sizes mm			Application Trunking	Pack
						pc.	
		A	B	C			
		73210-2	30	40	74	73010-2	6
		73221-2	40	60	94	30021-2	6
		73222-2	40	90	124	30022-2	6
		73231-2	60	60	94	30031-2	6
		73232-2	60	90	124	30032-2	6
		73233-2	60	110	144	30033-2	6
		Colour: White RAL 9010		Material: U24X			
3. External angle		Part no.	Sizes mm			Application Trunking	Pack
						pc.	
		A	B	C			
		73260-2	30	40	72	73110-2	6
		73271-2	40	60	82	30021-2	6
		73272-2	40	90	82	30022-2	6
		73281-2	60	60	82	30031-2	6
		73282-2	60	90	102	30032-2	6
		73283-2	60	110	102	30033-2	6
		Colour: White RAL 9010		Material: U24X			
4. Outer variable angle		Part no.	Application Trunking			Pack	
					pc.		
		73309-2	73110-2 30021-2 30022-2 30031-2 30032-2 30033-2			4	
		Colour: White RAL 9010		Material: U24X			




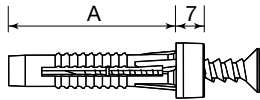
5. Internal angle		Part no.	Sizes mm			Application	Pack
			A	B	C	Trunking	pc.
		73310-2	30	40	72	73110-2	6
	73321-2	40	60	92	30021-2	6	
	73322-2	40	90	92	30022-2	6	
	73331-2	60	60	92	30031-2	6	
	73332-2	60	90	132	30032-2	6	
	73333-2	60	110	132	30033-2	6	
		Colour: White RAL 9010			Material: U24X		

6. Inner variable angle		Part no.	Application	Pack
			Trunking	pc.
		73359-2	73110-2 30021-2 30022-2 30031-2 30032-2 30033-2	4
		Colour: White RAL 9010		Material: U24X

7. End cover		Part no.	Sizes mm		Application	Pack
			A	B	Trunking	pc.
		73360-2	30	40	73110-2	6
	73371-2	40	60	30021-2	6	
	73372-2	40	90	30022-2	6	
	73381-2	60	60	30031-2	6	
	73382-2	60	90	30032-2	6	
	73383-2	60	110	30033-2	6	
		Colour: White RAL 9010			Material: U24X	
		Note: 2 screws are included.				

8. Coupler		Part no.	Sizes mm		Application	Pack
			A	B	Trunking	pc.
		73510-2	30	40	73110-2	12
	73521-2	40	60	30021-2	12	
	73522-2	40	90	30022-2	12	
	73531-2	60	60	30031-2	12	
	73532-2	60	90	30032-2	12	
	73533-2	60	110	30033-2	12	
		Colour: White RAL 9010			Material: U24X	

9. Straight derivation		Part no.	Sizes mm		Application	Pack
			A	B	Trunking	pc.
		73421-2	40	60	30021-2	12
	73422-2	40	90	30022-2	12	
	73432-2	60	90	30032-2	12	
	73433-2	60	110	30033-2	12	
		Colour: White RAL 9010			Material: U24X	

10. Cable retainer		Part no.	Application Trunking	Pack pc.	
		73850	73110-2	48	
		70064	30021-2	50	
			30031-2		
		70094	30022-2	50	
			30032-2		
		70114	30033-2	50	
		Material: U24X			
		Note: Trunkings are supplied with 1 pre-mounted retainer every 0,5 m.			
11. Trunking plug		Part no.	Sizes mm A	Diameter plug mm	Pack pc.
		25106	35	6	1.000
				Material: U63X	
		Colour: Black			
		Note: Use drill bit Ø 6 mm.			
		⚠ Indoor use.			

Installation possibilities of several types of pipes

Copper tubes combinations		Copper tube + insulation thickness 9 mm or Pre-insulated copper tube					
		40x60	40x90	60x60	60x90	60x110	
Liquid	Gas	30021-2	30022-2	30031-2	30032-2	30033-2	
<p>1x1</p>	1/4"	3/8"					
	1/4"	1/2"					
	1/4"	5/8"					
	3/8"	5/8"					
	3/8"	3/4"					
<p>2x1</p>	1/4"	3/8"					
	1/4"	1/2"					
	1/4"	5/8"					
	3/8"	5/8"					
	3/8"	3/4"					
<p>3x1</p>	1/4"	3/8"					
	1/4"	1/2"					
	1/4"	5/8"					
	3/8"	5/8"					
	3/8"	3/4"					

Pipe pair (liquid-gas)	Waste pipe Ø 20 mm	The pipes insulator must be compressed	Recommended installation	Only for straight sections

NOTE: Trunking part no. 73110-2 (30x40) is suitable to carry waste and cooling pipes separately.
 Data contained in this table are merely indicative.
 Unex aparellaje eléctrico, S.L. disclaims all responsibility due to the use of this table.
 This table results from Unex aparellaje eléctrico, S.L. technical department's research.
 Its total or partial reproduction without express consent from Unex aparellaje eléctrico, S.L. is forbidden.

